

Note: This report includes information through April 23 which is Week 31 of 32

Francis To's Bowling Record - Team 24: Cookies Monster

Week No.	Bowling Date	Old Avg	Old HDCP	-1-	-2-	-3-	Total	HDCP		Pins	Gms	---Average Change---			High Game	High Sers	HDCP Game	HDCP Sers	
								Total	Total			New	Old	---> +/-					
1	09/05/23	bk182	0				0	0	0	0	0	-	0.00	=	0.00	0	0		
2	09/12/23	bk182	34	183	182	155	520	622	520	3	173.33	-	0.00	=	173.33	183	520	217	622
3	09/19/23	bk182	0				0	0	520	3	173.33	-	173.33	=	0.00	183	520	217	622
4	09/26/23	bk182	34	218	183	169	570	672	1090	6	181.67	-	173.33	=	8.33	218	570	252	672
5	10/10/23	bk182	0				0	0	1090	6	181.67	-	181.67	=	0.00	218	570	252	672
6	10/17/23	bk182	34	213	201	219	633	735	1723	9	191.44	-	181.67	=	9.78	219	633	253	735
7	10/24/23	191	26	226	193	153	572	650	2295	12	191.25	-	191.44	=	-0.19	226	633	253	735
8	10/31/23	191	0				0	0	2295	12	191.25	-	191.25	=	0.00	226	633	253	735
9	11/07/23	191	0				0	0	2295	12	191.25	-	191.25	=	0.00	226	633	253	735
10	11/14/23	191	0				0	0	2295	12	191.25	-	191.25	=	0.00	226	633	253	735
11	11/21/23	191	0				0	0	2295	12	191.25	-	191.25	=	0.00	226	633	253	735
12	11/28/23	191	0				0	0	2295	12	191.25	-	191.25	=	0.00	226	633	253	735
13	12/05/23	191	26	177	177	157	511	589	2806	15	187.07	-	191.25	=	-4.18	226	633	253	735
14	12/12/23	187	29	173	202	246	621	708	3427	18	190.39	-	187.07	=	3.32	246	633	275	735
15	12/19/23	190	0				0	0	3427	18	190.39	-	190.39	=	0.00	246	633	275	735
16	01/09/24	190	27	194	159	235	588	669	4015	21	191.19	-	190.39	=	0.80	246	633	275	735

End of 1st split

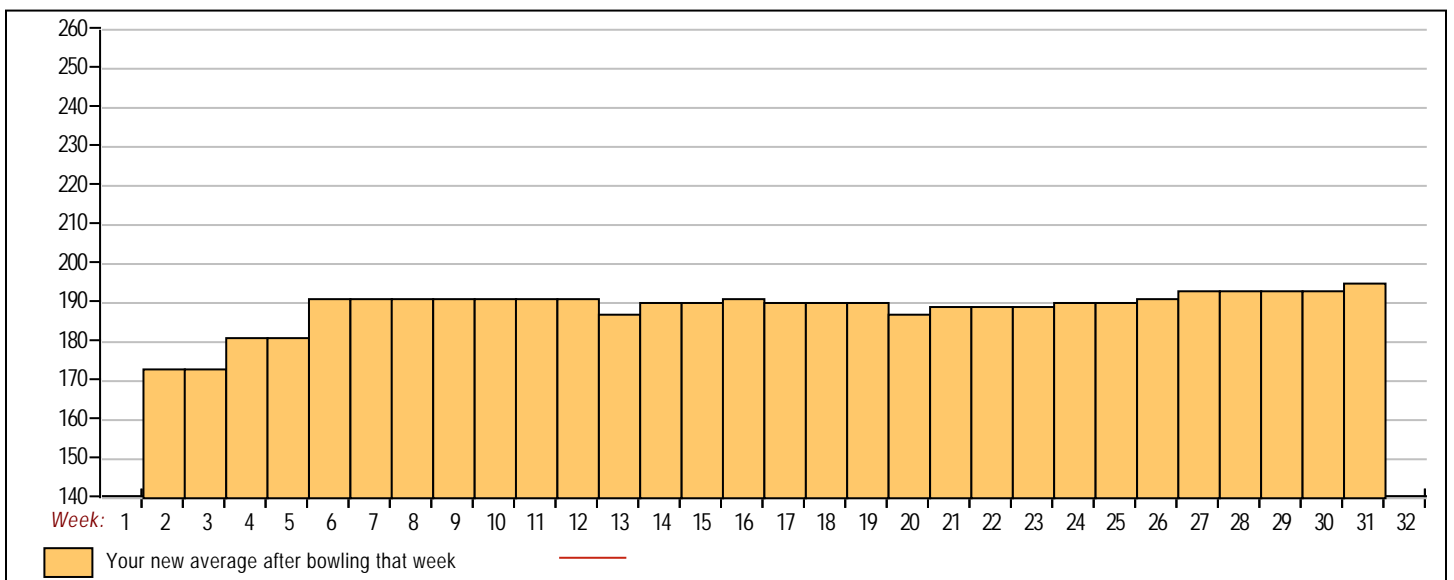
17	01/16/24	191	26	189	180	180	549	627	4564	24	190.17	-	191.19	=	-1.02	246	633	275	735
18	01/23/24	190	0				0	0	4564	24	190.17	-	190.17	=	0.00	246	633	275	735
19	01/30/24	190	27	a190	a190	a190	570	651	4564	24	190.17	-	190.17	=	0.00	246	633	275	735
20	02/06/24	190	27	209	147	151	507	588	5071	27	187.81	-	190.17	=	-2.35	246	633	275	735
21	02/13/24	187	29	158	190	257	605	692	5676	30	189.20	-	187.81	=	1.39	257	633	286	735
22	02/20/24	189	27	192	179	199	570	651	6246	33	189.27	-	189.20	=	0.07	257	633	286	735
23	02/27/24	189	0				0	0	6246	33	189.27	-	189.27	=	0.00	257	633	286	735
24	03/05/24	189	27	202	236	184	622	703	6868	36	190.78	-	189.27	=	1.51	257	633	286	735
25	03/12/24	190	27	198	201	169	568	649	7436	39	190.67	-	190.78	=	-0.11	257	633	286	735
26	03/19/24	190	27	231	206	176	613	694	8049	42	191.64	-	190.67	=	0.98	257	633	286	735
27	03/26/24	191	26	190	235	228	653	731	8702	45	193.38	-	191.64	=	1.73	257	653	286	735
28	04/02/24	193	24	202	195	210	607	679	9309	48	193.94	-	193.38	=	0.56	257	653	286	735
29	04/09/24	193	0				0	0	9309	48	193.94	-	193.94	=	0.00	257	653	286	735
30	04/16/24	193	24	a193	a193	a193	579	651	9309	48	193.94	-	193.94	=	0.00	257	653	286	735
31	04/23/24	193	24	248	213	175	636	708	9945	51	195.00	-	193.94	=	1.06	257	653	286	735

<100	100's	125's	150's	175's	200's	225's	250's	275's	300's
		1	9	20	12	8	1		
<400	400's	450's	500's	550's	600's	650's	700's	750's	800's
			4	5	7	1			

Avg of Game 1	Avg of Game 2	Avg of Game 3
200.18	192.88	191.94

High game of 257 on week 21 High series of 653 on week 27 High average of 195.00 after bowling week 31
 Low game of 147 on week 20 Low series of 507 on week 20 Low average of 173.33 after bowling week 2

High Scores by Game
 Game #1: 248 on week 31 Game #2: 236 on week 24 Game #3: 257 on week 21



Note: This report includes information through April 23 which is Week 31 of 32

Danny To's Bowling Record - Team 24: Cookies Monster

Week No.	Bowling Date	Old Avg	Old HDCP	-1-	-2-	-3-	Total	HDCP		---Average Change---		High Game	High Sers	HDCP Game	HDCP Sers
								Total	Pins	Gms	New - Old ---> +/-				
1	09/05/23	bk182	0				0	0	0	0	- 0.00 = 0.00	0	0		
2	09/12/23	bk182	0				0	0	0	0	- 0.00 = 0.00	0	0		
3	09/19/23	bk182	0				0	0	0	0	- 0.00 = 0.00	0	0		
4	09/26/23	bk182	0				0	0	0	0	- 0.00 = 0.00	0	0		
5	10/10/23	bk182	0				0	0	0	0	- 0.00 = 0.00	0	0		
6	10/17/23	bk182	0				0	0	0	0	- 0.00 = 0.00	0	0		
7	10/24/23	bk182	0				0	0	0	0	- 0.00 = 0.00	0	0		
8	10/31/23	bk182	0				0	0	0	0	- 0.00 = 0.00	0	0		
9	11/07/23	bk182	0				0	0	0	0	- 0.00 = 0.00	0	0		
10	11/14/23	bk182	0				0	0	0	0	- 0.00 = 0.00	0	0		
11	11/21/23	bk182	0				0	0	0	0	- 0.00 = 0.00	0	0		
12	11/28/23	bk182	0				0	0	0	0	- 0.00 = 0.00	0	0		
13	12/05/23	bk182	0				0	0	0	0	- 0.00 = 0.00	0	0		
14	12/12/23	bk182	0				0	0	0	0	- 0.00 = 0.00	0	0		
15	12/19/23	bk182	0				0	0	0	0	- 0.00 = 0.00	0	0		
16	01/09/24	bk182	0				0	0	0	0	- 0.00 = 0.00	0	0		

End of 1st split

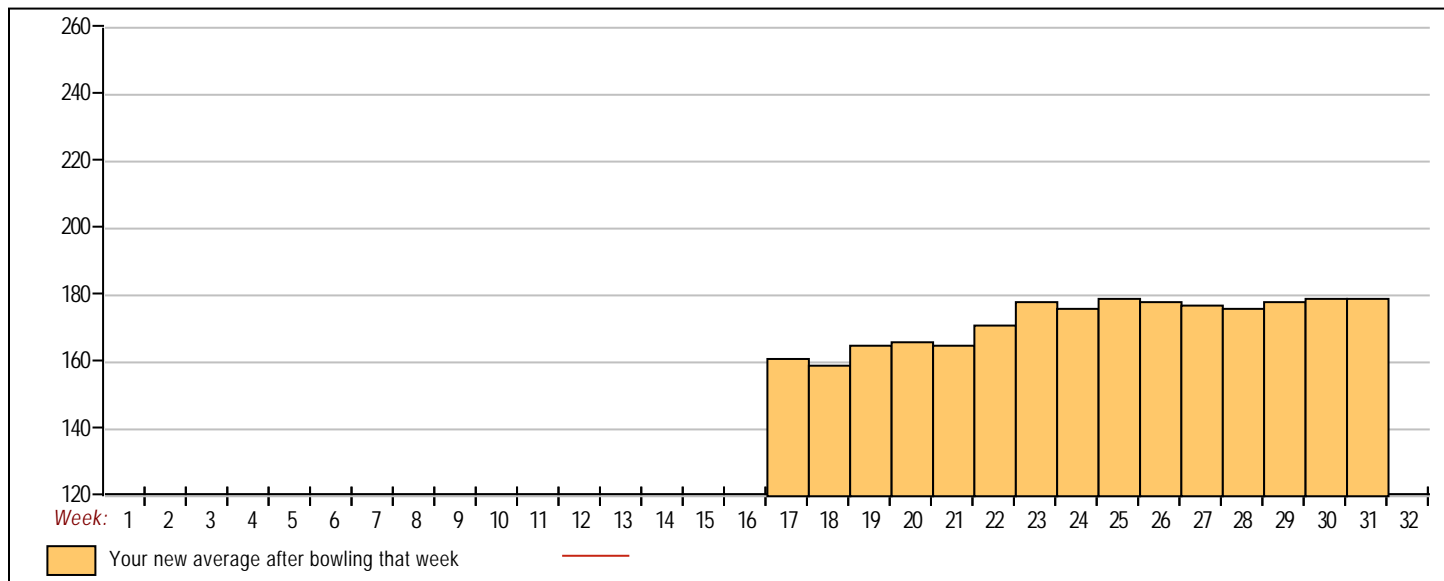
17	01/16/24	bk182	34	170	159	154	483	585	483	3	161.00	- 0.00 = 161.00	170	483	204	585
18	01/23/24	bk182	34	175	157	143	475	577	958	6	159.67	- 161.00 = -1.33	175	483	209	585
19	01/30/24	bk182	34	144	202	185	531	633	1489	9	165.44	- 159.67 = 5.78	202	531	236	633
20	02/06/24		172	43	172	137	205	514	643	12	166.92	- 165.44 = 1.47	205	531	248	643
21	02/13/24		172	43	158	200	122	480	609	15	165.53	- 166.92 = -1.38	205	531	248	643
22	02/20/24		172	43	143	209	243	595	724	18	171.00	- 165.53 = 5.47	243	595	286	724
23	02/27/24		172	43	241	212	221	674	803	21	178.67	- 171.00 = 7.67	243	674	286	803
24	03/05/24		178	37	163	151	170	484	595	24	176.50	- 178.67 = -2.17	243	674	286	803
25	03/12/24		176	39	192	180	236	608	725	27	179.41	- 176.50 = 2.91	243	674	286	803
26	03/19/24		179	36	174	187	159	520	628	30	178.80	- 179.41 = -0.61	243	674	286	803
27	03/26/24		178	37	134	209	149	492	603	33	177.45	- 178.80 = -1.35	243	674	286	803
28	04/02/24		177	38	186	168	151	505	619	36	176.69	- 177.45 = -0.76	243	674	286	803
29	04/09/24		176	39	257	166	182	605	722	39	178.62	- 176.69 = 1.92	257	674	296	803
30	04/16/24		178	37	129	224	209	562	673	42	179.24	- 178.62 = 0.62	257	674	296	803
31	04/23/24		179	36	160	186	181	527	635	45	179.00	- 179.24 = -0.24	257	674	296	803

<100	100's	125's	150's	175's	200's	225's	250's	275's	300's
	1	7	15	9	9	3	1		
<400	400's	450's	500's	550's	600's	650's	700's	750's	800's
		5	5	2	2	1			

Avg of Game 1	Avg of Game 2	Avg of Game 3
173.20	183.13	180.67

High game of 257 on week 29 High series of 674 on week 23 High average of 179.41 after bowling week 25
 Low game of 122 on week 21 Low series of 475 on week 18 Low average of 159.67 after bowling week 18

High Scores by Game
 Game #1: 257 on week 29 Game #2: 224 on week 30 Game #3: 243 on week 22



Note: This report includes information through April 23 which is Week 31 of 32

Tom Stepp's Bowling Record - Team 24: Cookies Monster

Week No.	Bowling Date	Old Avg	Old HDCP	-1-	-2-	-3-	Total	HDCP		Pins	Gms	---Average Change---			High Game	High Sers	HDCP Game	HDCP Sers	
								Total	Total			New - Old	---> +/-						
1	09/05/23	bk217	0				0	0	0	0	0	-	0.00	=	0.00	0	0		
2	09/12/23	bk217	0				0	0	0	0	0	-	0.00	=	0.00	0	0		
3	09/19/23	bk217	2	213	160	217	590	596	590	3	196.67	-	0.00	=	196.67	217	590	219	596
4	09/26/23	bk217	2	203	189	180	572	578	1162	6	193.67	-	196.67	=	-3.00	217	590	219	596
5	10/10/23	bk217	2	192	152	197	541	547	1703	9	189.22	-	193.67	=	-4.44	217	590	219	596
6	10/17/23	207	0				0	0	1703	9	189.22	-	189.22	=	0.00	217	590	219	596
7	10/24/23	207	0				0	0	1703	9	189.22	-	189.22	=	0.00	217	590	219	596
8	10/31/23	207	11	215	222	220	657	690	2360	12	196.67	-	189.22	=	7.44	222	657	233	690
9	11/07/23	207	11	236	190	196	622	655	2982	15	198.80	-	196.67	=	2.13	236	657	247	690
10	11/14/23	207	11	169	197	193	559	592	3541	18	196.72	-	198.80	=	-2.08	236	657	247	690
11	11/21/23	207	11	205	197	212	614	647	4155	21	197.86	-	196.72	=	1.13	236	657	247	690
12	11/28/23	207	11	157	219	205	581	614	4736	24	197.33	-	197.86	=	-0.52	236	657	247	690
13	12/05/23	207	0				0	0	4736	24	197.33	-	197.33	=	0.00	236	657	247	690
14	12/12/23	207	11	209	205	168	582	615	5318	27	196.96	-	197.33	=	-0.37	236	657	247	690
15	12/19/23	207	11	244	223	255	722	755	6040	30	201.33	-	196.96	=	4.37	255	722	266	755
16	01/09/24	207	0				0	0	6040	30	201.33	-	201.33	=	0.00	255	722	266	755

End of 1st split

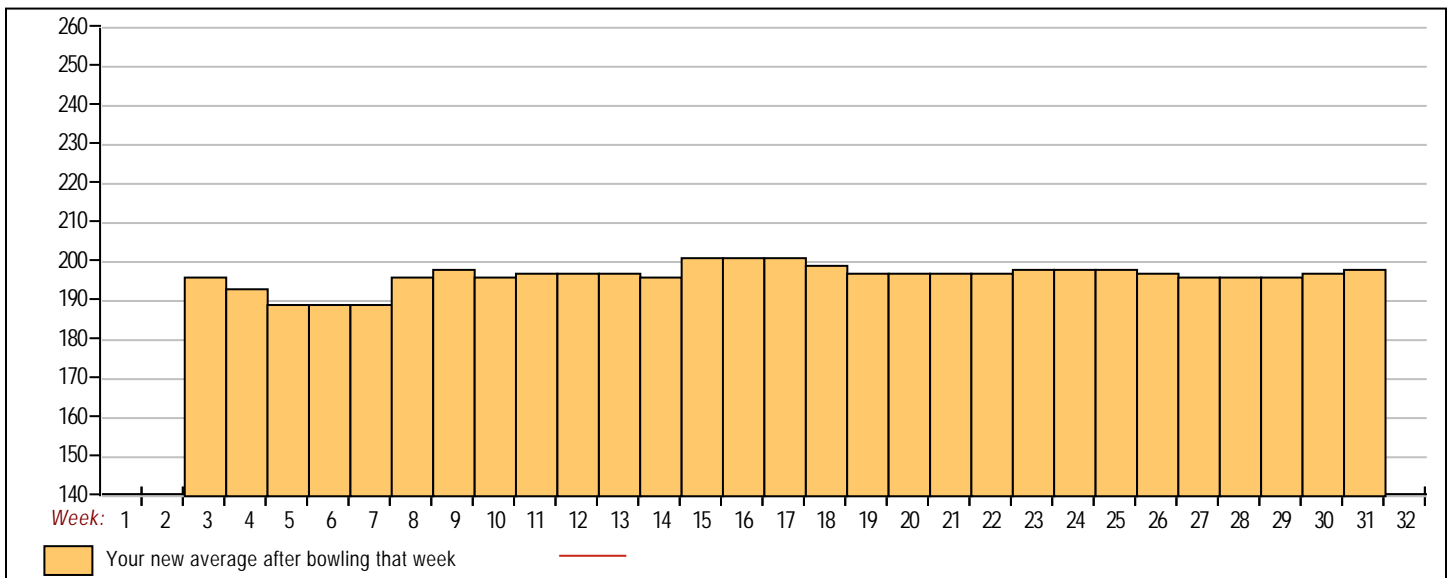
17	01/16/24	207	0				0	0	6040	30	201.33	-	201.33	=	0.00	255	722	266	755
18	01/23/24	207	11	171	171	217	559	592	6599	33	199.97	-	201.33	=	-1.36	255	722	266	755
19	01/30/24	207	11	181	177	164	522	555	7121	36	197.81	-	199.97	=	-2.16	255	722	266	755
20	02/06/24	207	0				0	0	7121	36	197.81	-	197.81	=	0.00	255	722	266	755
21	02/13/24	207	0				0	0	7121	36	197.81	-	197.81	=	0.00	255	722	266	755
22	02/20/24	207	0				0	0	7121	36	197.81	-	197.81	=	0.00	255	722	266	755
23	02/27/24	207	11	217	180	204	601	634	7722	39	198.00	-	197.81	=	0.19	255	722	266	755
24	03/05/24	207	0				0	0	7722	39	198.00	-	198.00	=	0.00	255	722	266	755
25	03/12/24	207	0				0	0	7722	39	198.00	-	198.00	=	0.00	255	722	266	755
26	03/19/24	207	11	180	201	200	581	614	8303	42	197.69	-	198.00	=	-0.31	255	722	266	755
27	03/26/24	207	11	202	200	154	556	589	8859	45	196.87	-	197.69	=	-0.82	255	722	266	755
28	04/02/24	207	11	195	205	171	571	604	9430	48	196.46	-	196.87	=	-0.41	255	722	266	755
29	04/09/24	207	11	235	190	188	613	646	10043	51	196.92	-	196.46	=	0.46	255	722	266	755
30	04/16/24	207	11	214	225	208	647	680	10690	54	197.96	-	196.92	=	1.04	255	722	266	755
31	04/23/24	207	11	217	223	209	649	682	11339	57	198.93	-	197.96	=	0.97	255	722	266	755

<100	100's	125's	150's	175's	200's	225's	250's	275's	300's
			10	16	26	4	1		
<400	400's	450's	500's	550's	600's	650's	700's	750's	800's
			2	9	6	1	1		

Avg of Game 1	Avg of Game 2	Avg of Game 3
202.89	196.11	197.79

High game of 255 on week 15 High series of 722 on week 15 High average of 201.33 after bowling week 15
 Low game of 152 on week 5 Low series of 522 on week 19 Low average of 189.22 after bowling week 5

High Scores by Game
 Game #1: 244 on week 15 Game #2: 225 on week 30 Game #3: 255 on week 15



Note: This report includes information through April 23 which is Week 31 of 32

Joannie Chan's Bowling Record - Team 24: Cookies Monster

Week No.	Bowling Date	Old Avg	Old HDCP	-			Total	HDCP Total	Pins Gms		---Average Change---			High Game	High Sers	HDCP Game	HDCP Sers
				-1-	-2-	-3-			New	Old	---> +/-						
1	09/05/23	bk166	48	137	184	150	471	615	471	3	157.00	- 0.00	= 157.00	184	471	232	615
2	09/12/23	bk166	48	153	146	150	449	593	920	6	153.33	- 157.00	= -3.67	184	471	232	615
3	09/19/23	bk166	48	161	163	166	490	634	1410	9	156.67	- 153.33	= 3.33	184	490	232	634
4	09/26/23	156	0				0	0	1410	9	156.67	- 156.67	= 0.00	184	490	232	634
5	10/10/23	156	57	156	182	175	513	684	1923	12	160.25	- 156.67	= 3.58	184	513	239	684
6	10/17/23	160	54	205	209	170	584	746	2507	15	167.13	- 160.25	= 6.88	209	584	263	746
7	10/24/23	167	47	132	156	174	462	603	2969	18	164.94	- 167.13	= -2.19	209	584	263	746
8	10/31/23	164	50	175	170	141	486	636	3455	21	164.52	- 164.94	= -0.42	209	584	263	746
9	11/07/23	164	0				0	0	3455	21	164.52	- 164.52	= 0.00	209	584	263	746
10	11/14/23	164	0				0	0	3455	21	164.52	- 164.52	= 0.00	209	584	263	746
11	11/21/23	164	0				0	0	3455	21	164.52	- 164.52	= 0.00	209	584	263	746
12	11/28/23	164	50	167	162	158	487	637	3942	24	164.25	- 164.52	= -0.27	209	584	263	746
13	12/05/23	164	50	174	172	158	504	654	4446	27	164.67	- 164.25	= 0.42	209	584	263	746
14	12/12/23	164	50	158	125	178	461	611	4907	30	163.57	- 164.67	= -1.10	209	584	263	746
15	12/19/23	163	51	155	155	141	451	604	5358	33	162.36	- 163.57	= -1.20	209	584	263	746
16	01/09/24	162	52	137	161	158	456	612	5814	36	161.50	- 162.36	= -0.86	209	584	263	746

End of 1st split

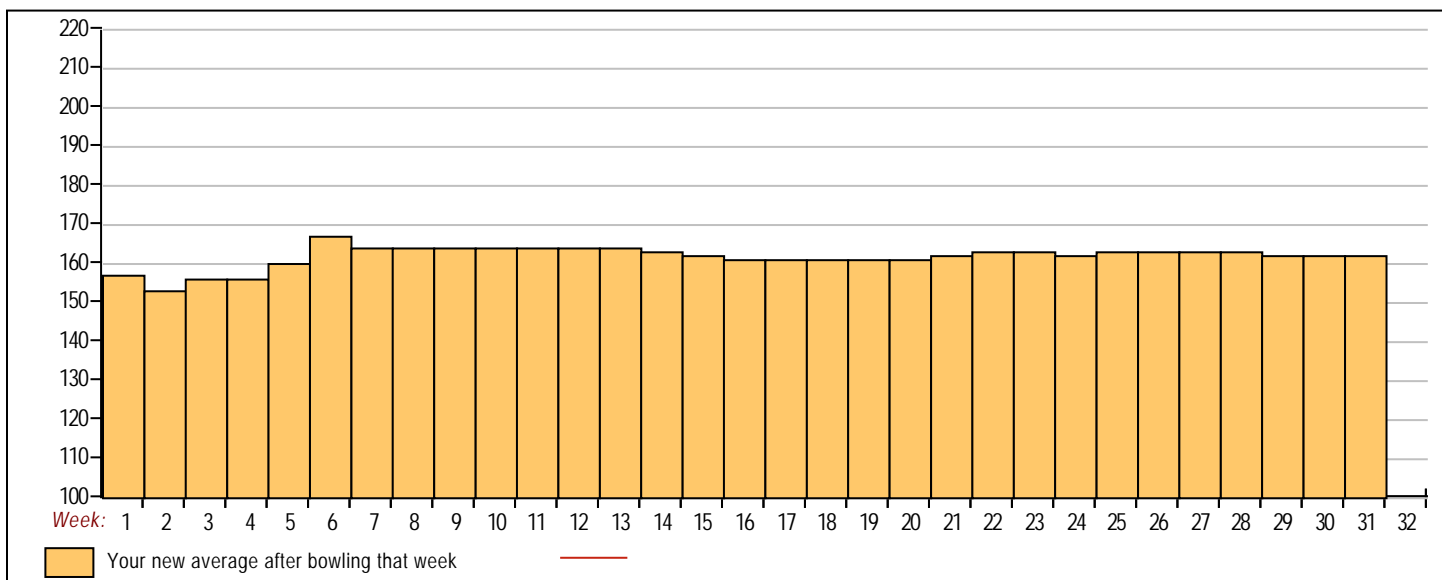
17	01/16/24	161	0				0	0	5814	36	161.50	- 161.50	= 0.00	209	584	263	746
18	01/23/24	161	0				0	0	5814	36	161.50	- 161.50	= 0.00	209	584	263	746
19	01/30/24	161	0				0	0	5814	36	161.50	- 161.50	= 0.00	209	584	263	746
20	02/06/24	161	0				0	0	5814	36	161.50	- 161.50	= 0.00	209	584	263	746
21	02/13/24	161	53	164	185	180	529	688	6343	39	162.64	- 161.50	= 1.14	209	584	263	746
22	02/20/24	162	52	200	171	150	521	677	6864	42	163.43	- 162.64	= 0.79	209	584	263	746
23	02/27/24	163	51	a163	a163	a163	489	642	6864	42	163.43	- 163.43	= 0.00	209	584	263	746
24	03/05/24	163	51	149	158	155	462	615	7326	45	162.80	- 163.43	= -0.63	209	584	263	746
25	03/12/24	162	52	155	202	170	527	683	7853	48	163.60	- 162.80	= 0.80	209	584	263	746
26	03/19/24	163	0				0	0	7853	48	163.60	- 163.60	= 0.00	209	584	263	746
27	03/26/24	163	0				0	0	7853	48	163.60	- 163.60	= 0.00	209	584	263	746
28	04/02/24	163	0				0	0	7853	48	163.60	- 163.60	= 0.00	209	584	263	746
29	04/09/24	163	51	112	182	118	412	565	8265	51	162.06	- 163.60	= -1.55	209	584	263	746
30	04/16/24	162	0				0	0	8265	51	162.06	- 162.06	= 0.00	209	584	263	746
31	04/23/24	162	52				0	0	8265	51	162.06	- 162.06	= 0.00	209	584	263	746

<100	100's	125's	150's	175's	200's	225's	250's	275's	300's
	2	8	29	8	4				
<400	400's	450's	500's	550's	600's	650's	700's	750's	800's
	2	9	5	1					

Avg of Game 1 **Avg of Game 2** **Avg of Game 3**
158.24 169.59 158.35

High game of 209 on week 6 High series of 584 on week 6 High average of 167.13 after bowling week 6
Low game of 112 on week 29 Low series of 412 on week 29 Low average of 153.33 after bowling week 2

High Scores by Game
Game #1: 205 on week 6 Game #2: 209 on week 6 Game #3: 180 on week 21



Note: This report includes information through April 23 which is Week 31 of 32

Jeff Goldenberg's Bowling Record - Team 24: Cookies Monster

Week No.	Bowling Date	Old Avg	Old HDCP	-1-	-2-	-3-	Total	HDCP Total	Pins	Gms	---Average Change---			High Game	High Sers	HDCP Game	HDCP Sers		
											New	Old	---> +/-						
1	09/05/23	bk208	0				0	0	0	0	-	0.00	=	0.00	0	0			
2	09/12/23	bk208	0				0	0	0	0	-	0.00	=	0.00	0	0			
3	09/19/23	bk208	10	204	209	176	589	619	589	3	196.33	-	0.00	=	196.33	209	589	219	619
4	09/26/23	bk208	10	208	144	187	539	569	1128	6	188.00	-	196.33	=	-8.33	209	589	219	619
5	10/10/23	bk208	0				0	0	1128	6	188.00	-	188.00	=	0.00	209	589	219	619
6	10/17/23	bk208	10	224	164	233	621	651	1749	9	194.33	-	188.00	=	6.33	233	621	243	651
7	10/24/23	198	19	201	171	162	534	591	2283	12	190.25	-	194.33	=	-4.08	233	621	243	651
8	10/31/23	198	19	216	176	197	589	646	2872	15	191.47	-	190.25	=	1.22	233	621	243	651
9	11/07/23	198	19	149	186	246	581	638	3453	18	191.83	-	191.47	=	0.37	246	621	265	651
10	11/14/23	198	19	148	217	180	545	602	3998	21	190.38	-	191.83	=	-1.45	246	621	265	651
11	11/21/23	198	19	231	175	220	626	683	4624	24	192.67	-	190.38	=	2.29	246	626	265	683
12	11/28/23	198	19	226	211	203	640	697	5264	27	194.96	-	192.67	=	2.30	246	640	265	697
13	12/05/23	198	19	215	183	192	590	647	5854	30	195.13	-	194.96	=	0.17	246	640	265	697
14	12/12/23	198	0				0	0	5854	30	195.13	-	195.13	=	0.00	246	640	265	697
15	12/19/23	198	19	265	200	206	671	728	6525	33	197.73	-	195.13	=	2.59	265	671	284	728
16	01/09/24	198	19	200	234	195	629	686	7154	36	198.72	-	197.73	=	0.99	265	671	284	728

End of 1st split

17	01/16/24	198	19	a198	a198	a198	594	651	7154	36	198.72	-	198.72	=	0.00	265	671	284	728
18	01/23/24	198	0				0	0	7154	36	198.72	-	198.72	=	0.00	265	671	284	728
19	01/30/24	198	0				0	0	7154	36	198.72	-	198.72	=	0.00	265	671	284	728
20	02/06/24	198	19	213	187	179	579	636	7733	39	198.28	-	198.72	=	-0.44	265	671	284	728
21	02/13/24	198	0				0	0	7733	39	198.28	-	198.28	=	0.00	265	671	284	728
22	02/20/24	198	0				0	0	7733	39	198.28	-	198.28	=	0.00	265	671	284	728
23	02/27/24	198	0				0	0	7733	39	198.28	-	198.28	=	0.00	265	671	284	728
24	03/05/24	198	0				0	0	7733	39	198.28	-	198.28	=	0.00	265	671	284	728
25	03/12/24	198	0				0	0	7733	39	198.28	-	198.28	=	0.00	265	671	284	728
26	03/19/24	198	0				0	0	7733	39	198.28	-	198.28	=	0.00	265	671	284	728
27	03/26/24	198	0				0	0	7733	39	198.28	-	198.28	=	0.00	265	671	284	728
28	04/02/24	198	0				0	0	7733	39	198.28	-	198.28	=	0.00	265	671	284	728
29	04/09/24	198	0				0	0	7733	39	198.28	-	198.28	=	0.00	265	671	284	728
30	04/16/24	198	0				0	0	7733	39	198.28	-	198.28	=	0.00	265	671	284	728
31	04/23/24	198	19				0	0	7733	39	198.28	-	198.28	=	0.00	265	671	284	728



<u><100</u>	<u>100's</u>	<u>125's</u>	<u>150's</u>	<u>175's</u>	<u>200's</u>	<u>225's</u>	<u>250's</u>	<u>275's</u>	<u>300's</u>
		3	3	12	15	5	1		
<u><400</u>	<u>400's</u>	<u>450's</u>	<u>500's</u>	<u>550's</u>	<u>600's</u>	<u>650's</u>	<u>700's</u>	<u>750's</u>	<u>800's</u>
			3	5	4	1			

<u>Avg of Game 1</u>	<u>Avg of Game 2</u>	<u>Avg of Game 3</u>
207.69	189.00	198.15

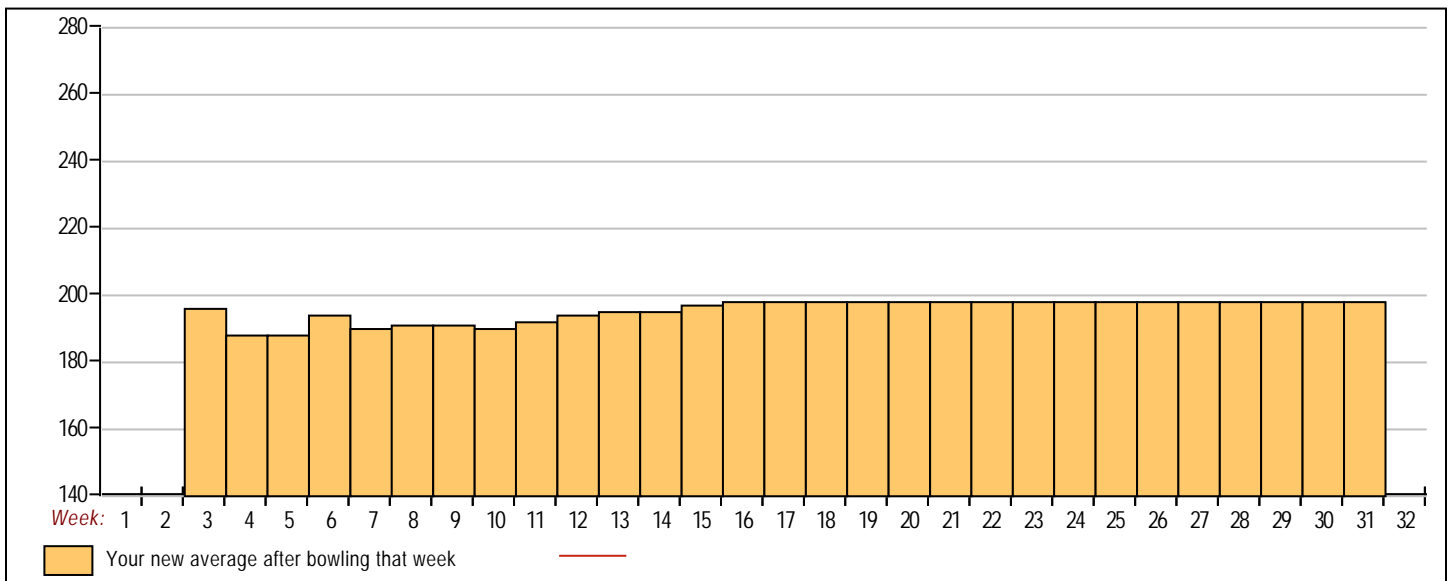
High game of 265 on week 15
Low game of 144 on week 4

High series of 671 on week 15
Low series of 534 on week 7

High average of 198.72 after bowling week 16
Low average of 188.00 after bowling week 4

High Scores by Game

Game #1: 265 on week 15 Game #2: 234 on week 16 Game #3: 246 on week 9



Note: This report includes information through April 23 which is Week 31 of 32

Adam Lee's Bowling Record - Team 24: Cookies Monster

Week No.	Bowling Date	Old Avg	Old HDCP	-1- -2- -3-			HDCP Total		Pins	Gms	---Average Change---			High Game	High Sers	HDCP Game	HDCP Sers
				Total	Total	Total	Total	Total			New - Old	---> +/-					
1	09/05/23	bk198	19	217	269	192	678	735	678	3	226.00	- 0.00	= 226.00	269	678	288	735
2	09/12/23	bk198	19	278	162	238	678	735	1356	6	226.00	- 226.00	= 0.00	278	678	297	735
3	09/19/23	bk198	0				0	0	1356	6	226.00	- 226.00	= 0.00	278	678	297	735
4	09/26/23	bk198	0				0	0	1356	6	226.00	- 226.00	= 0.00	278	678	297	735
5	10/10/23	bk198	19	205	210	182	597	654	1953	9	217.00	- 226.00	= -9.00	278	678	297	735
6	10/17/23	217	0				0	0	1953	9	217.00	- 217.00	= 0.00	278	678	297	735
7	10/24/23	217	0				0	0	1953	9	217.00	- 217.00	= 0.00	278	678	297	735
8	10/31/23	217	0				0	0	1953	9	217.00	- 217.00	= 0.00	278	678	297	735
9	11/07/23	217	2	227	225	208	660	666	2613	12	217.75	- 217.00	= 0.75	278	678	297	735
10	11/14/23	217	2	a217	a217	a217	651	657	2613	12	217.75	- 217.75	= 0.00	278	678	297	735
11	11/21/23	217	2	236	170	224	630	636	3243	15	216.20	- 217.75	= -1.55	278	678	297	735
12	11/28/23	216	0				0	0	3243	15	216.20	- 216.20	= 0.00	278	678	297	735
13	12/05/23	216	0				0	0	3243	15	216.20	- 216.20	= 0.00	278	678	297	735
14	12/12/23	216	0				0	0	3243	15	216.20	- 216.20	= 0.00	278	678	297	735
15	12/19/23	216	0				0	0	3243	15	216.20	- 216.20	= 0.00	278	678	297	735
16	01/09/24	216	0				0	0	3243	15	216.20	- 216.20	= 0.00	278	678	297	735

End of 1st split

17	01/16/24	216	0				0	0	3243	15	216.20	- 216.20	= 0.00	278	678	297	735
18	01/23/24	216	3	160	257	218	635	644	3878	18	215.44	- 216.20	= -0.76	278	678	297	735
19	01/30/24	215	0				0	0	3878	18	215.44	- 215.44	= 0.00	278	678	297	735
20	02/06/24	215	0				0	0	3878	18	215.44	- 215.44	= 0.00	278	678	297	735
21	02/13/24	215	0				0	0	3878	18	215.44	- 215.44	= 0.00	278	678	297	735
22	02/20/24	215	0				0	0	3878	18	215.44	- 215.44	= 0.00	278	678	297	735
23	02/27/24	215	0				0	0	3878	18	215.44	- 215.44	= 0.00	278	678	297	735
24	03/05/24	215	0				0	0	3878	18	215.44	- 215.44	= 0.00	278	678	297	735
25	03/12/24	215	0				0	0	3878	18	215.44	- 215.44	= 0.00	278	678	297	735
26	03/19/24	215	0				0	0	3878	18	215.44	- 215.44	= 0.00	278	678	297	735
27	03/26/24	215	0				0	0	3878	18	215.44	- 215.44	= 0.00	278	678	297	735
28	04/02/24	215	0				0	0	3878	18	215.44	- 215.44	= 0.00	278	678	297	735
29	04/09/24	215	0				0	0	3878	18	215.44	- 215.44	= 0.00	278	678	297	735
30	04/16/24	215	0				0	0	3878	18	215.44	- 215.44	= 0.00	278	678	297	735
31	04/23/24	215	4				0	0	3878	18	215.44	- 215.44	= 0.00	278	678	297	735



<100	100's	125's	150's	175's	200's	225's	250's	275's	300's
			3	2	6	4	2	1	
<400	400's	450's	500's	550's	600's	650's	700's	750's	800's
				1	2	3			

Avg of Game 1	Avg of Game 2	Avg of Game 3
220.50	215.50	210.33

High game of 278 on week 2 High series of 678 on week 1 High average of 226.00 after bowling week 1
 Low game of 160 on week 18 Low series of 597 on week 5 Low average of 215.44 after bowling week 18

High Scores by Game
 Game #1: 278 on week 2 Game #2: 269 on week 1 Game #3: 238 on week 2

