

Note: This report includes information through April 16 which is Week 30 of 32

Sabrina Mui's Bowling Record - Team 20: Team 20

Table with columns: Week No., Bowling Date, Old Avg, Old HDCP, -1-, -2-, -3-, Total, HDCP Total, Pins, Gms, ---Average Change--- (New - Old ---> +/-), High Game, High Sers, HDCP Game, HDCP Sers. Rows 1-16.

End of 1st split

Table with columns: Week No., Bowling Date, Old Avg, Old HDCP, -1-, -2-, -3-, Total, HDCP Total, Pins, Gms, ---Average Change--- (New - Old ---> +/-), High Game, High Sers, HDCP Game, HDCP Sers. Rows 17-30.

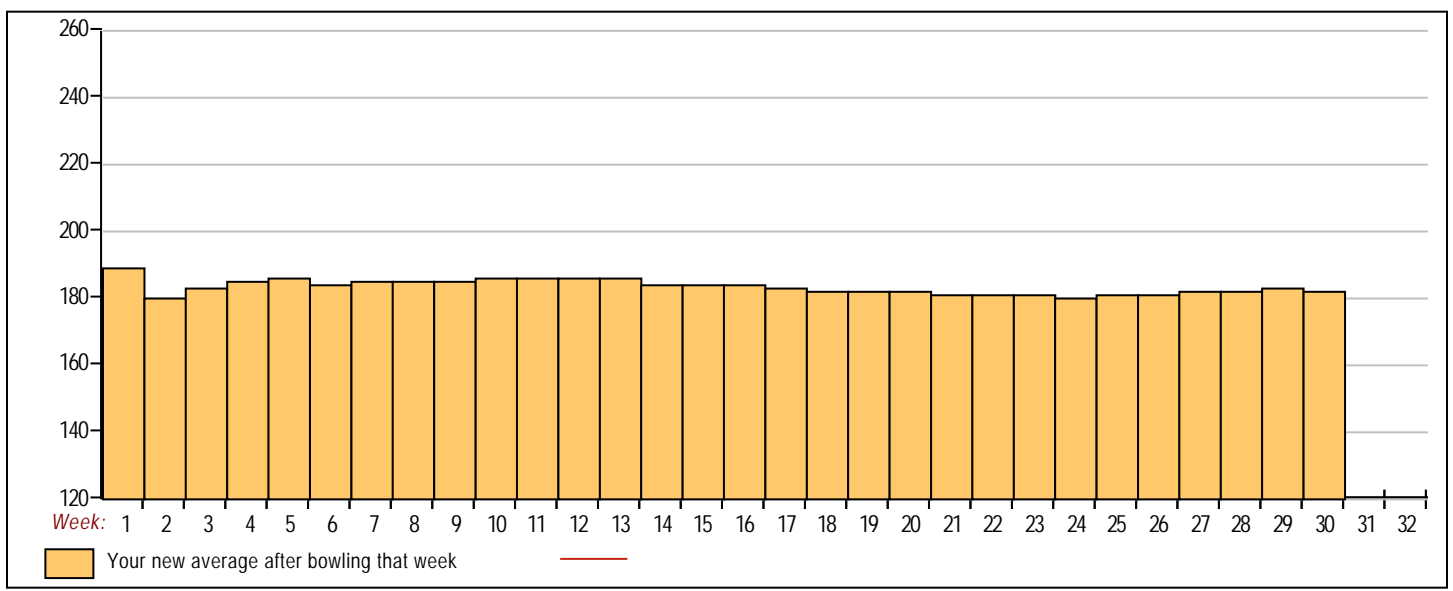


Summary table for score ranges: <100, 100's, 125's, 150's, 175's, 200's, 225's, 250's, 275's, 300's, <400, 400's, 450's, 500's, 550's, 600's, 650's, 700's, 750's, 800's.

Avg of Game 1: 182.93, Avg of Game 2: 186.70, Avg of Game 3: 178.73

High game of 254 on week 29, High series of 621 on week 25, High average of 189.00 after bowling week 1
Low game of 137 on week 16, Low series of 470 on week 24, Low average of 180.33 after bowling week 2

High Scores by Game
Game #1: 254 on week 29 Game #2: 243 on week 25 Game #3: 252 on week 22



Note: This report includes information through April 16 which is Week 30 of 32

Wayne Feng's Bowling Record - Team 20: Team 20

Week No.	Bowling Date	Old Avg	Old HDCP	-			Total	HDCP Total	Pins	Gms	---Average Change---			High Game	High Sers	HDCP Game	HDCP Sers		
				-1-	-2-	-3-					New	Old	---> +/-						
1	09/05/23	bk188	28	186	170	166	522	606	522	3	174.00	-	0.00	=	174.00	186	522	214	606
2	09/12/23	bk188	28	205	192	127	524	608	1046	6	174.33	-	174.00	=	0.33	205	524	233	608
3	09/19/23	bk188	0				0	0	1046	6	174.33	-	174.33	=	0.00	205	524	233	608
4	09/26/23	bk188	0				0	0	1046	6	174.33	-	174.33	=	0.00	205	524	233	608
5	10/10/23	bk188	0				0	0	1046	6	174.33	-	174.33	=	0.00	205	524	233	608
6	10/17/23	bk188	28	245	158	258	661	745	1707	9	189.67	-	174.33	=	15.33	258	661	286	745
7	10/24/23	189	0				0	0	1707	9	189.67	-	189.67	=	0.00	258	661	286	745
8	10/31/23	189	0				0	0	1707	9	189.67	-	189.67	=	0.00	258	661	286	745
9	11/07/23	189	0				0	0	1707	9	189.67	-	189.67	=	0.00	258	661	286	745
10	11/14/23	189	0				0	0	1707	9	189.67	-	189.67	=	0.00	258	661	286	745
11	11/21/23	189	0				0	0	1707	9	189.67	-	189.67	=	0.00	258	661	286	745
12	11/28/23	189	0				0	0	1707	9	189.67	-	189.67	=	0.00	258	661	286	745
13	12/05/23	189	0				0	0	1707	9	189.67	-	189.67	=	0.00	258	661	286	745
14	12/12/23	189	27	234	170	158	562	643	2269	12	189.08	-	189.67	=	-0.58	258	661	286	745
15	12/19/23	189	27	161	154	202	517	598	2786	15	185.73	-	189.08	=	-3.35	258	661	286	745
16	01/09/24	185	31	190	178	191	559	652	3345	18	185.83	-	185.73	=	0.10	258	661	286	745

End of 1st split

17	01/16/24	185	31	160	275	152	587	680	3932	21	187.24	-	185.83	=	1.40	275	661	306	745
18	01/23/24	187	29	245	200	179	624	711	4556	24	189.83	-	187.24	=	2.60	275	661	306	745
19	01/30/24	189	0				0	0	4556	24	189.83	-	189.83	=	0.00	275	661	306	745
20	02/06/24	189	27	165	201	288	654	735	5210	27	192.96	-	189.83	=	3.13	288	661	315	745
21	02/13/24	192	0				0	0	5210	27	192.96	-	192.96	=	0.00	288	661	315	745
22	02/20/24	192	25	167	177	155	499	574	5709	30	190.30	-	192.96	=	-2.66	288	661	315	745
23	02/27/24	190	27	183	154	173	510	591	6219	33	188.45	-	190.30	=	-1.85	288	661	315	745
24	03/05/24	188	28	a188	a188	a188	564	648	6219	33	188.45	-	188.45	=	0.00	288	661	315	745
25	03/12/24	188	28	230	171	181	582	666	6801	36	188.92	-	188.45	=	0.46	288	661	315	745
26	03/19/24	188	0				0	0	6801	36	188.92	-	188.92	=	0.00	288	661	315	745
27	03/26/24	188	28	150	218	137	505	589	7306	39	187.33	-	188.92	=	-1.58	288	661	315	745
28	04/02/24	187	29	176	175	157	508	595	7814	42	186.05	-	187.33	=	-1.29	288	661	315	745
29	04/09/24	186	30	167	190	183	540	630	8354	45	185.64	-	186.05	=	-0.40	288	661	315	745
30	04/16/24	185	31	216	199	178	593	686	8947	48	186.40	-	185.64	=	0.75	288	661	315	745

<100	100's	125's	150's	175's	200's	225's	250's	275's	300's
		2	18	15	6	4	1	2	
<400	400's	450's	500's	550's	600's	650's	700's	750's	800's
		1	7	5	1	2			

Avg of Game 1	Avg of Game 2	Avg of Game 3
192.50	186.38	180.31

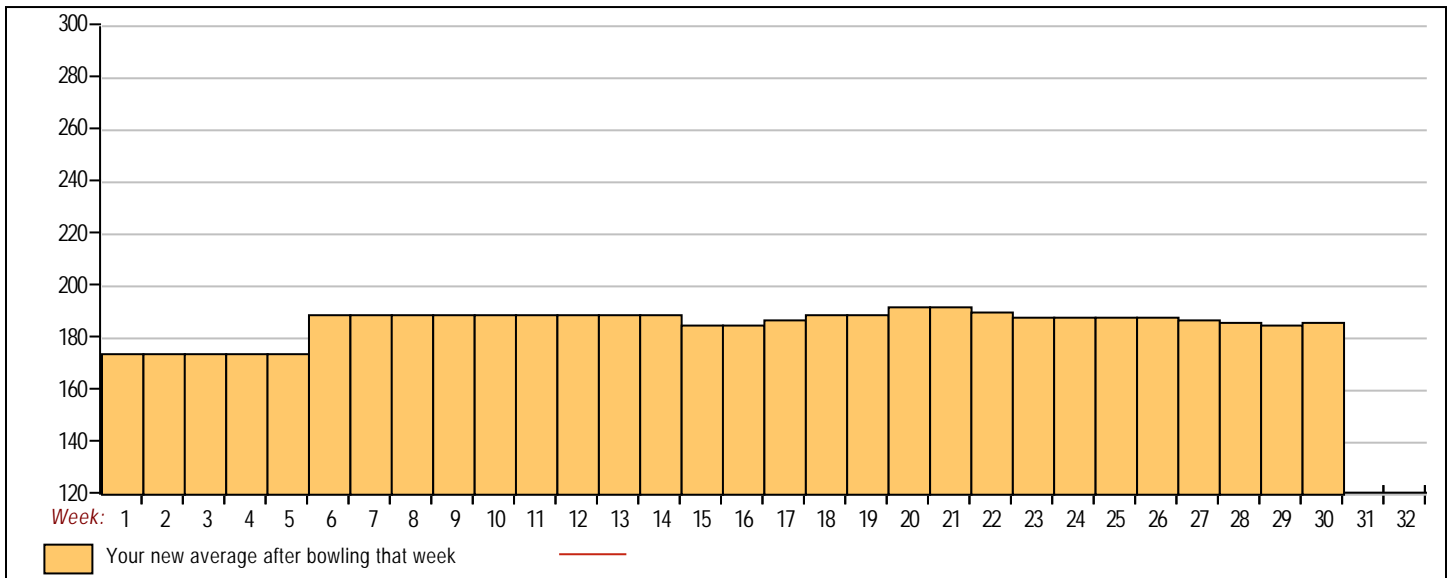
High game of 288 on week 20
Low game of 127 on week 2

High series of 661 on week 6
Low series of 499 on week 22

High average of 192.96 after bowling week 20
Low average of 174.00 after bowling week 1

High Scores by Game

Game #1: 245 on week 6 Game #2: 275 on week 17 Game #3: 288 on week 20



Note: This report includes information through April 16 which is Week 30 of 32

Dick Zhu's Bowling Record - Team 20: Team 20

Week No.	Bowling Date	Old Avg	Old HDCP	-			Total	HDCP Total	Pins	Gms	---Average Change---			High Game	High Sers	HDCP Game	HDCP Sers
				-1-	-2-	-3-					New - Old	---> +/-					
1	09/05/23	bk199	18	269	243	212	724	778	724	3	241.33	- 0.00	= 241.33	269	724	287	778
2	09/12/23	bk199	18	187	161	177	525	579	1249	6	208.17	- 241.33	= -33.17	269	724	287	778
3	09/19/23	bk199	18	167	223	188	578	632	1827	9	203.00	- 208.17	= -5.17	269	724	287	778
4	09/26/23	203	15	206	170	172	548	593	2375	12	197.92	- 203.00	= -5.08	269	724	287	778
5	10/10/23	197	20	207	193	201	601	661	2976	15	198.40	- 197.92	= 0.48	269	724	287	778
6	10/17/23	198	19	190	165	202	557	614	3533	18	196.28	- 198.40	= -2.12	269	724	287	778
7	10/24/23	196	21	183	188	198	569	632	4102	21	195.33	- 196.28	= -0.94	269	724	287	778
---- Week 8 was bowled after week 9 ----																	
8	10/31/23	196	21	231	170	222	623	686	4725	24	195.33	- 0.00	= 195.33	269	724	287	778
Scores were bowled after week 9 for weeks: 8																	
9	11/07/23	195	22	193	221	200	614	680	5339	27	197.74	- 195.33	= 2.41	269	724	287	778
10	11/14/23	197	20	191	183	192	566	626	5905	30	196.83	- 197.74	= -0.91	269	724	287	778
11	11/21/23	196	21	183	215	215	613	676	6518	33	197.52	- 196.83	= 0.68	269	724	287	778
12	11/28/23	197	20	166	238	195	599	659	7117	36	197.69	- 197.52	= 0.18	269	724	287	778
---- Week 13 was bowled after week 14 ----																	
13	12/05/23	197	20	196	183	213	592	652	7709	39	197.69	- 0.00	= 197.69	269	724	287	778
Scores were bowled after week 14 for weeks: 13																	
14	12/12/23	197	0				0	0	7709	39	197.67	- 197.69	= -0.03	269	724	287	778
15	12/19/23	197	0				0	0	7709	39	197.67	- 197.67	= 0.00	269	724	287	778
16	01/09/24	197	0				0	0	7709	39	197.67	- 197.67	= 0.00	269	724	287	778

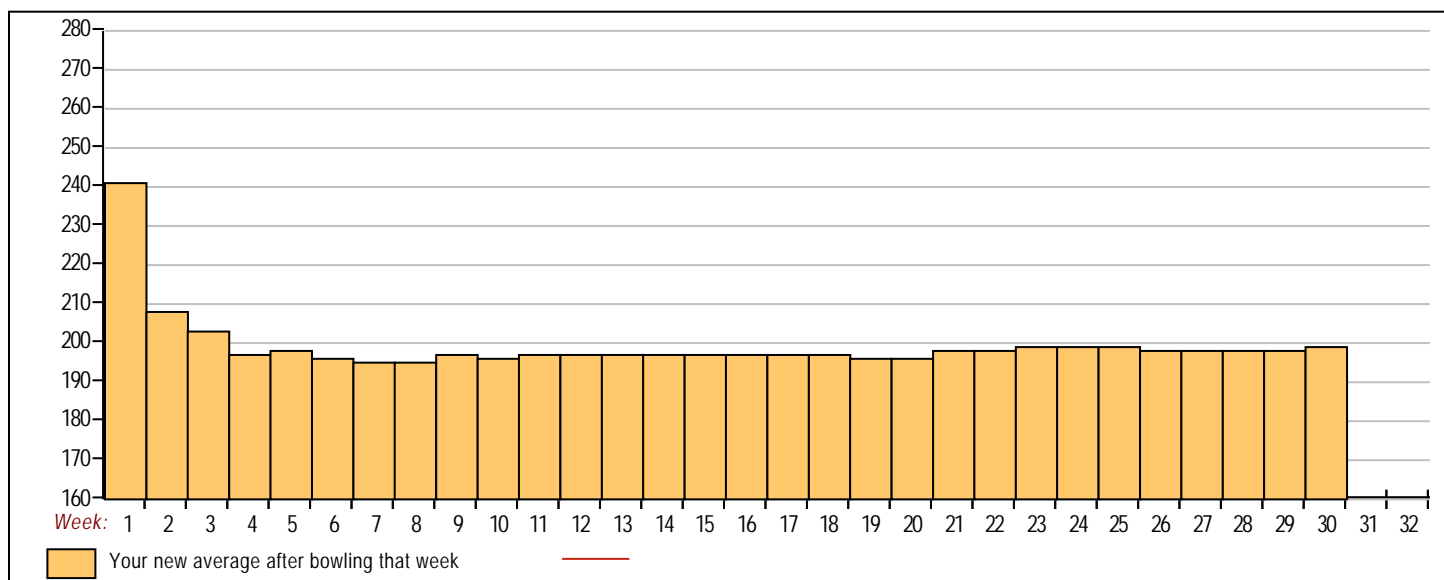
End of 1st split

17	01/16/24	197	20	202	196	201	599	659	8308	42	197.81	- 197.67	= 0.14	269	724	287	778
18	01/23/24	197	0				0	0	8308	42	197.81	- 197.81	= 0.00	269	724	287	778
19	01/30/24	197	20	163	180	182	525	585	8833	45	196.29	- 197.81	= -1.52	269	724	287	778
20	02/06/24	196	0				0	0	8833	45	196.29	- 196.29	= 0.00	269	724	287	778
21	02/13/24	196	21	278	182	223	683	746	9516	48	198.25	- 196.29	= 1.96	278	724	299	778
22	02/20/24	198	0				0	0	9516	48	198.25	- 198.25	= 0.00	278	724	299	778
23	02/27/24	198	19	190	230	226	646	703	10162	51	199.25	- 198.25	= 1.00	278	724	299	778
24	03/05/24	199	18	a199	217	207	623	677	10586	53	199.74	- 199.25	= 0.48	278	724	299	778
25	03/12/24	199	18	a199	a199	a199	597	651	10586	53	199.74	- 199.74	= 0.00	278	724	299	778
26	03/19/24	199	18	179	175	180	534	588	11120	56	198.57	- 199.74	= -1.16	278	724	299	778
27	03/26/24	198	0				0	0	11120	56	198.57	- 198.57	= 0.00	278	724	299	778
28	04/02/24	198	0				0	0	11120	56	198.57	- 198.57	= 0.00	278	724	299	778
29	04/09/24	198	0				0	0	11120	56	198.57	- 198.57	= 0.00	278	724	299	778
30	04/16/24	198	19	218	199	249	666	723	11786	59	199.76	- 198.57	= 1.19	278	724	299	778

<100	100's	125's	150's	175's	200's	225's	250's	275's	300's
			8	25	18	6	1	1	
<400	400's	450's	500's	550's	600's	650's	700's	750's	800's
			4	7	5	2	1		
			Avg of Game 1	Avg of Game 2	Avg of Game 3				
			199.95	196.60	202.75				

High game of 278 on week 21 High series of 724 on week 1 High average of 241.33 after bowling week 1
 Low game of 161 on week 2 Low series of 525 on week 2 Low average of 195.33 after bowling week 7

High Scores by Game
 Game #1: 278 on week 21 Game #2: 243 on week 1 Game #3: 249 on week 30



Note: This report includes information through April 16 which is Week 30 of 32

Darren Feng's Bowling Record - Team 20: Team 20

Week No.	Bowling Date	Old Avg	Old HDCP	-			Total	HDCP Total	Pins	Gms	---Average Change---			High Game	High Sers	HDCP Game	HDCP Sers		
				-1-	-2-	-3-					New	Old	---> +/-						
1	09/05/23	bk158	0				0	0	0	0	-	0.00	=	0.00	0	0			
2	09/12/23	bk158	0				0	0	0	0	-	0.00	=	0.00	0	0			
3	09/19/23	bk158	55	167	245	187	599	764	599	3	199.67	-	0.00	=	199.67	245	599	300	764
4	09/26/23	bk158	55	214	223	192	629	794	1228	6	204.67	-	199.67	=	5.00	245	629	300	794
5	10/10/23	bk158	55	164	189	168	521	686	1749	9	194.33	-	204.67	=	-10.33	245	629	300	794
6	10/17/23	194	0				0	0	1749	9	194.33	-	194.33	=	0.00	245	629	300	794
7	10/24/23	194	23	144	215	159	518	587	2267	12	188.92	-	194.33	=	-5.42	245	629	300	794
---- Week 8 was bowled after week 9 ----																			
8	10/31/23	190	27	198	139	146	483	564	2750	15	188.92	-	0.00	=	188.92	245	629	300	794
Scores were bowled after week 9 for weeks: 8																			
9	11/07/23	188	28	170	224	197	591	675	3341	18	185.61	-	188.92	=	-3.31	245	629	300	794
10	11/14/23	185	31	187	197	160	544	637	3885	21	185.00	-	185.61	=	-0.61	245	629	300	794
11	11/21/23	185	31	a185	a185	a185	555	648	3885	21	185.00	-	185.00	=	0.00	245	629	300	794
12	11/28/23	185	31	a185	a185	a185	555	648	3885	21	185.00	-	185.00	=	0.00	245	629	300	794
---- Week 13 was bowled after week 14 ----																			
13	12/05/23	186	30	197	180	178	555	645	4440	24	185.00	-	0.00	=	185.00	245	629	300	794
Scores were bowled after week 14 for weeks: 13																			
14	12/12/23	185	31	209	177	198	584	677	5024	27	186.07	-	185.00	=	1.07	245	629	300	794
15	12/19/23	186	30	181	247	166	594	684	5618	30	187.27	-	186.07	=	1.19	247	629	300	794
16	01/09/24	187	29	149	177	192	518	605	6136	33	185.94	-	187.27	=	-1.33	247	629	300	794

End of 1st split

17	01/16/24	185	0				0	0	6136	33	185.94	-	185.94	=	0.00	247	629	300	794
18	01/23/24	185	31	231	164	159	554	647	6690	36	185.83	-	185.94	=	-0.11	247	629	300	794
19	01/30/24	185	31	175	168	149	492	585	7182	39	184.15	-	185.83	=	-1.68	247	629	300	794
20	02/06/24	184	32	183	155	173	511	607	7693	42	183.17	-	184.15	=	-0.99	247	629	300	794
21	02/13/24	183	33	202	223	173	598	697	8291	45	184.24	-	183.17	=	1.08	247	629	300	794
22	02/20/24	184	32	163	166	178	507	603	8798	48	183.29	-	184.24	=	-0.95	247	629	300	794
23	02/27/24	183	0				0	0	8798	48	183.29	-	183.29	=	0.00	247	629	300	794
24	03/05/24	183	0				0	0	8798	48	183.29	-	183.29	=	0.00	247	629	300	794
25	03/12/24	183	0				0	0	8798	48	183.29	-	183.29	=	0.00	247	629	300	794
26	03/19/24	183	33	168	206	179	553	652	9351	51	183.35	-	183.29	=	0.06	247	629	300	794
27	03/26/24	183	33	246	194	244	684	783	10035	54	185.83	-	183.35	=	2.48	247	684	300	794
28	04/02/24	185	31	183	137	159	479	572	10514	57	184.46	-	185.83	=	-1.38	247	684	300	794
29	04/09/24	184	32	148	162	199	509	605	11023	60	183.72	-	184.46	=	-0.74	247	684	300	794
30	04/16/24	183	33				0	0	11023	60	183.72	-	183.72	=	0.00	247	684	300	794

<100	100's	125's	150's	175's	200's	225's	250's	275's	300's
		7	18	22	8	5			
<400	400's	450's	500's	550's	600's	650's	700's	750's	800's
		3	7	8	1	1			
Avg of Game 1			Avg of Game 2			Avg of Game 3			
183.95			189.40			177.80			

High game of 247 on week 15 High series of 684 on week 27 High average of 204.67 after bowling week 4
 Low game of 137 on week 28 Low series of 479 on week 28 Low average of 183.17 after bowling week 20

High Scores by Game
 Game #1: 246 on week 27 Game #2: 247 on week 15 Game #3: 244 on week 27

