

Note: This report includes information through April 23 which is Week 31 of 32

Alan Duong's Bowling Record - Team 19: Team 19

Table with columns: Week No., Bowling Date, Old Avg, Old HDCP, -1-, -2-, -3-, Total, HDCP Total, Pins, Gms, ---Average Change--- (New - Old ---> +/-), High Game, High Sers, HDCP Game, HDCP Sers. Rows 1-16.

End of 1st split

Table with columns: Week No., Bowling Date, Old Avg, Old HDCP, -1-, -2-, -3-, Total, HDCP Total, Pins, Gms, ---Average Change--- (New - Old ---> +/-), High Game, High Sers, HDCP Game, HDCP Sers. Rows 17-31.

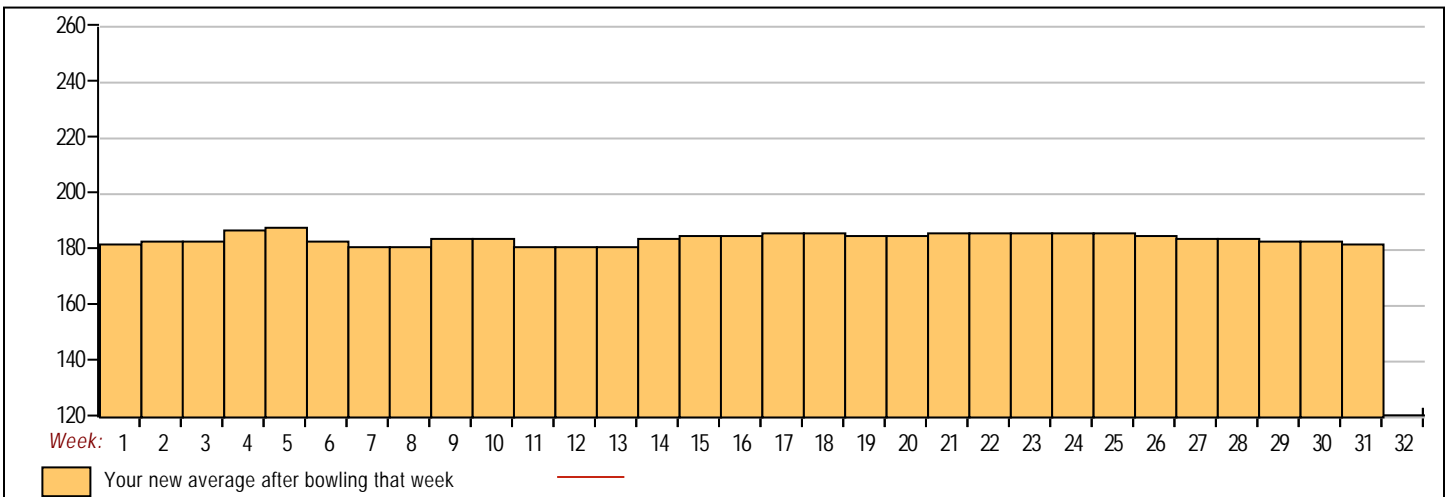


Summary table with columns: <100, 100's, 125's, 150's, 175's, 200's, 225's, 250's, 275's, 300's, <400, 400's, 450's, 500's, 550's, 600's, 650's, 700's, 750's, 800's. Values: 4, 32, 28, 16, 4, 4, 10, 11, 2, 1.

Avg of Game 1: 181.50, Avg of Game 2: 186.89, Avg of Game 3: 180.25

High game of 242 on week 14 High series of 659 on week 14 High average of 188.92 after bowling week 5
Low game of 129 on week 11 Low series of 482 on week 11 Low average of 181.39 after bowling week 7

High Scores by Game
Game #1: 237 on week 21 Game #2: 242 on week 14 Game #3: 230 on week 4



Note: This report includes information through April 23 which is Week 31 of 32

Brandon Nishimura's Bowling Record - Team 19: Team 19

Week No.	Bowling Date	Old Avg	Old HDCP	-			Total	HDCP Total	Pins	Gms	---Average Change---			High Game	High Sers	HDCP Game	HDCP Sers		
				-1-	-2-	-3-					New	Old	---> +/-						
1	09/05/23	bk197	20	181	211	181	573	633	573	3	191.00	-	0.00	=	191.00	211	573	231	633
2	09/12/23	bk197	20	162	211	154	527	587	1100	6	183.33	-	191.00	=	-7.67	211	573	231	633
3	09/19/23	bk197	20	195	175	203	573	633	1673	9	185.89	-	183.33	=	2.56	211	573	231	633
4	09/26/23	187	29	201	175	139	515	602	2188	12	182.33	-	185.89	=	-3.56	211	573	231	633
5	10/10/23	187	29	184	146	164	494	581	2682	15	178.80	-	182.33	=	-3.53	211	573	231	633
6	10/17/23	187	29	202	182	192	576	663	3258	18	181.00	-	178.80	=	2.20	211	576	231	663
7	10/24/23	187	29	194	167	175	536	623	3794	21	180.67	-	181.00	=	-0.33	211	576	231	663
8	10/31/23	187	29	211	212	199	622	709	4416	24	184.00	-	180.67	=	3.33	212	622	241	709
9	11/07/23	187	29	189	164	183	536	623	4952	27	183.41	-	184.00	=	-0.59	212	622	241	709
10	11/14/23	187	29	a187	a187	a187	561	648	4952	27	183.41	-	183.41	=	0.00	212	622	241	709
11	11/21/23	187	29	170	224	207	601	688	5553	30	185.10	-	183.41	=	1.69	224	622	253	709
12	11/28/23	187	29	156	201	198	555	642	6108	33	185.09	-	185.10	=	-0.01	224	622	253	709
----- Week 13 was bowled after week 15 -----																			
13	12/05/23	187	29	223	125	133	481	568	6589	36	185.09	-	0.00	=	185.09	224	622	253	709
14	12/12/23	187	29	187	224	142	553	640	7142	39	185.03	-	185.09	=	-0.06	224	622	253	709
Scores were bowled after week 15 for weeks: 13																			
15	12/19/23	187	29	133	176	172	481	568	7623	42	181.50	-	185.03	=	-3.53	224	622	253	709
16	01/09/24	187	29	234	182	236	652	739	8275	45	183.89	-	181.50	=	2.39	236	652	265	739
End of 1st split																			
17	01/16/24	187	29	154	151	198	503	590	8778	48	182.88	-	183.89	=	-1.01	236	652	265	739
----- Week 18 was bowled after week 20 -----																			
18	01/23/24	187	29	171	199	232	602	689	9380	51	182.88	-	0.00	=	182.88	236	652	265	739
19	01/30/24	187	29	158	166	a187	511	598	9704	53	182.04	-	182.88	=	-0.84	236	652	265	739
Scores were bowled after week 20 for weeks: 18																			
20	02/06/24	187	29	190	166	191	547	634	10251	56	183.05	-	182.04	=	1.01	236	652	265	739
21	02/13/24	187	29	234	188	203	625	712	10876	59	184.34	-	183.05	=	1.29	236	652	265	739
----- Week 22 was bowled after week 23 -----																			
22	02/20/24	187	29	169	162	171	502	589	11378	62	184.34	-	0.00	=	184.34	236	652	265	739
Scores were bowled after week 23 for weeks: 22																			
23	02/27/24	187	29	137	181	150	468	555	11846	65	182.25	-	184.34	=	-2.09	236	652	265	739
24	03/05/24	187	29	109	162	157	428	515	12274	68	180.50	-	182.25	=	-1.75	236	652	265	739
----- Week 25 was bowled after week 29 -----																			
25	03/12/24	187	29	132	163	188	483	570	12757	71	180.50	-	0.00	=	180.50	236	652	265	739
26	03/19/24	187	29	193	196	200	589	676	13346	74	181.17	-	180.50	=	0.67	236	652	265	739
27	03/26/24	187	29	127	162	153	442	529	13788	77	179.80	-	181.17	=	-1.37	236	652	265	739
28	04/02/24	187	29	162	147	170	479	566	14267	80	179.01	-	179.80	=	-0.78	236	652	265	739
Scores were bowled after week 29 for weeks: 25																			
29	04/09/24	187	29	132	133	139	404	491	14671	83	176.76	-	179.01	=	-2.25	236	652	265	739
----- Week 30 was bowled after week 31 -----																			
30	04/16/24	187	29	165	179	212	556	643	15227	86	176.76	-	0.00	=	176.76	236	652	265	739
Scores were bowled after week 31 for weeks: 30																			
31	04/23/24	187	29	200	225	204	629	716	15856	89	178.16	-	176.76	=	1.40	236	652	265	739

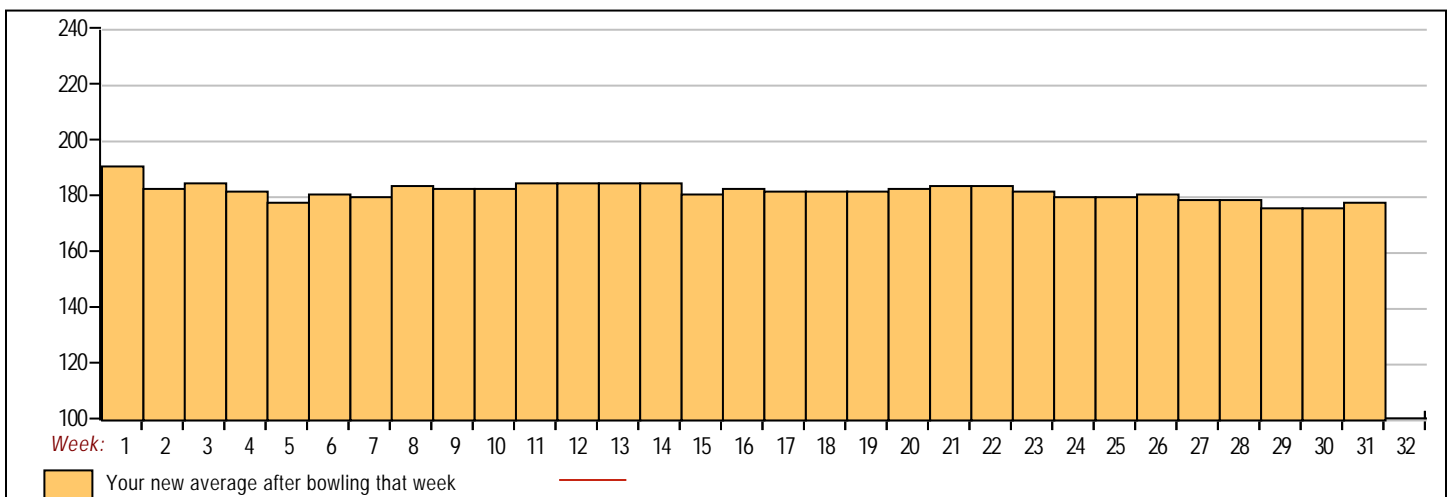
<100	100's	125's	150's	175's	200's	225's	250's	275's	300's
	1	13	26	27	17	5			
<400	400's	450's	500's	550's	600's	650's	700's	750's	800's
	3	6	7	7	5	1			

Avg of Game 1	Avg of Game 2	Avg of Game 3
175.17	178.50	180.90

High game of 236 on week 16 High series of 652 on week 16 High average of 191.00 after bowling week 1
 Low game of 109 on week 24 Low series of 404 on week 29 Low average of 176.76 after bowling week 29

High Scores by Game

Game #1: 234 on week 16 Game #2: 225 on week 31 Game #3: 236 on week 16



Note: This report includes information through April 23 which is Week 31 of 32

Vacant's Bowling Record - Team 19: Team 19

Week No.	Bowling Date	Old Avg	Old HDCP	-1-	-2-	-3-	Total	HDCP Total	Pins	Gms	---Average Change---		High Game	High Sers	HDCP Game	HDCP Sers
											New - Old	---> +/-				
5	10/10/23	140	0				0	0	0	0	- 0.00 = 0.00	0	0			
6	10/17/23	140	0				0	0	0	0	- 0.00 = 0.00	0	0			
7	10/24/23	140	0				0	0	0	0	- 0.00 = 0.00	0	0			
8	10/31/23	140	0				0	0	0	0	- 0.00 = 0.00	0	0			
9	11/07/23	140	0				0	0	0	0	- 0.00 = 0.00	0	0			
10	11/14/23	140	72	v140	v140	v140	420	636	0	0	- 0.00 = 0.00	0	0			
11	11/21/23	140	72	v140	v140	v140	420	636	0	0	- 0.00 = 0.00	0	0			
12	11/28/23	140	72	v140	v140	v140	420	636	0	0	- 0.00 = 0.00	0	0			
13	12/05/23	140	72	v140	v140	v140	420	636	0	0	- 0.00 = 0.00	0	0			
14	12/12/23	140	72	v140	v140	v140	420	636	0	0	- 0.00 = 0.00	0	0			
15	12/19/23	140	72	v140	v140	v140	420	636	0	0	- 0.00 = 0.00	0	0			
16	01/09/24	140	72	v140	v140	v140	420	636	0	0	- 0.00 = 0.00	0	0			

End of 1st split

17	01/16/24	140	72	v140	v140	v140	420	636	0	0	- 0.00 = 0.00	0	0		
18	01/23/24	140	72	v140	v140	v140	420	636	0	0	- 0.00 = 0.00	0	0		
19	01/30/24	140	72	v140	v140	v140	420	636	0	0	- 0.00 = 0.00	0	0		
20	02/06/24	140	72	v140	v140	v140	420	636	0	0	- 0.00 = 0.00	0	0		
21	02/13/24	140	72	v140	v140	v140	420	636	0	0	- 0.00 = 0.00	0	0		
22	02/20/24	140	72	v140	v140	v140	420	636	0	0	- 0.00 = 0.00	0	0		
23	02/27/24	140	72	v140	v140	v140	420	636	0	0	- 0.00 = 0.00	0	0		
24	03/05/24	140	72	v140	v140	v140	420	636	0	0	- 0.00 = 0.00	0	0		
25	03/12/24	140	72	v140	v140	v140	420	636	0	0	- 0.00 = 0.00	0	0		
26	03/19/24	140	72	v140	v140	v140	420	636	0	0	- 0.00 = 0.00	0	0		
27	03/26/24	140	72	v140	v140	v140	420	636	0	0	- 0.00 = 0.00	0	0		
28	04/02/24	140	0				0	0	0	0	- 0.00 = 0.00	0	0		
29	04/09/24	140	72	v140	v140	v140	420	636	0	0	- 0.00 = 0.00	0	0		
30	04/16/24	140	72	v140	v140	v140	420	636	0	0	- 0.00 = 0.00	0	0		
31	04/23/24	140	72	v140	v140	v140	420	636	0	0	- 0.00 = 0.00	0	0		

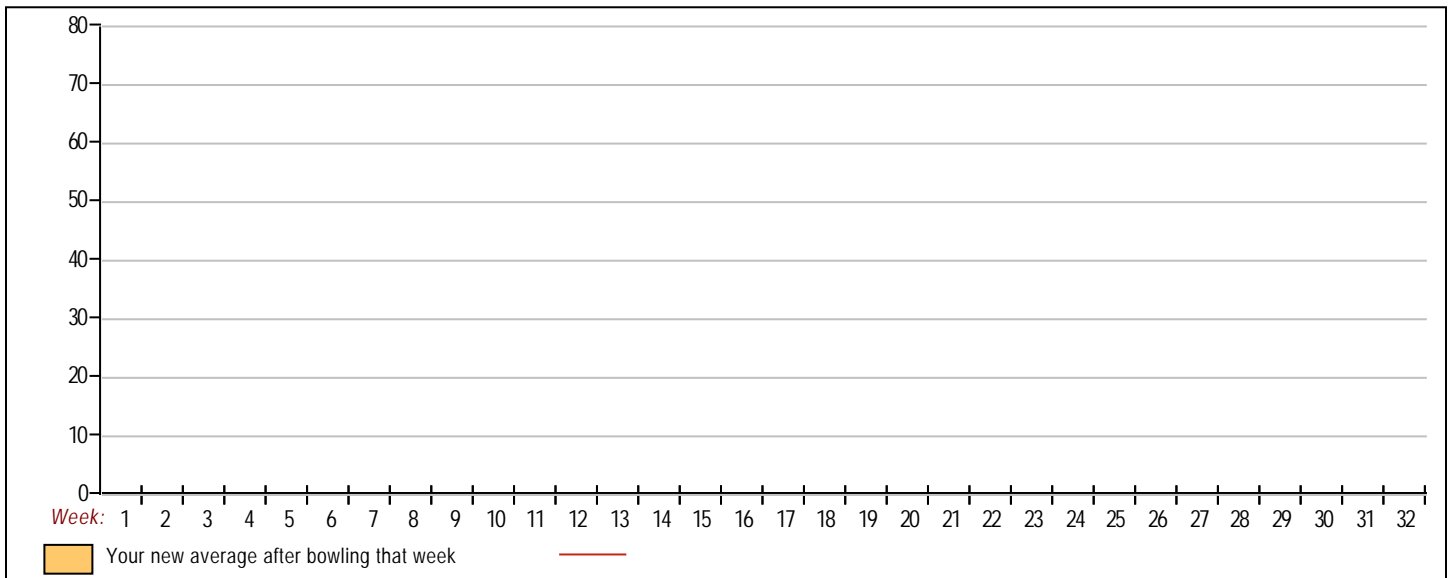
- <100
- 100's
- 125's
- 150's
- 175's
- 200's
- 225's
- 250's
- 275's
- 300's
- <400
- 400's
- 450's
- 500's
- 550's
- 600's
- 650's
- 700's
- 750's
- 800's

Avg of Game 1 Avg of Game 2 Avg of Game 3

High game of 0 on week 0 High series of 0 on week 0 High average of 0.00 after bowling week 31
 Low game of 0 on week 0 Low series of 0 on week 0 Low average of 0.00 after bowling week 31

High Scores by Game

Game #1: 0 on week 0 Game #2: 0 on week 0 Game #3: 0 on week 0



Note: This report includes information through April 23 which is Week 31 of 32

Gordon Hernandez's Bowling Record - Team 19: Team 19

Week No.	Bowling Date	Old Avg	Old HDCP	-			Total	HDCP Total	Pins	Gms	---Average Change---			High Game	High Sers	HDCP Game	HDCP Sers		
				-1-	-2-	-3-					New	Old	---> +/-						
1	09/05/23	bk214	5	255	233	177	665	680	665	3	221.67	-	0.00	=	221.67	255	665	260	680
2	09/12/23	bk214	5	213	183	214	610	625	1275	6	212.50	-	221.67	=	-9.17	255	665	260	680
3	09/19/23	bk214	5	225	244	213	682	697	1957	9	217.44	-	212.50	=	4.94	255	682	260	697
4	09/26/23	217	2	187	259	213	659	665	2616	12	218.00	-	217.44	=	0.56	259	682	261	697
5	10/10/23	218	1	191	199	187	577	580	3193	15	212.87	-	218.00	=	-5.13	259	682	261	697
6	10/17/23	212	7	a212	a212	a212	636	657	3193	15	212.87	-	212.87	=	0.00	259	682	261	697
7	10/24/23	212	7	159	217	235	611	632	3804	18	211.33	-	212.87	=	-1.53	259	682	261	697
8	10/31/23	211	8	199	223	246	668	692	4472	21	212.95	-	211.33	=	1.62	259	682	261	697
9	11/07/23	212	7	a212	a212	a212	636	657	4472	21	212.95	-	212.95	=	0.00	259	682	261	697
10	11/14/23	212	0				0	0	4472	21	212.95	-	212.95	=	0.00	259	682	261	697
11	11/21/23	212	0				0	0	4472	21	212.95	-	212.95	=	0.00	259	682	261	697
12	11/28/23	212	0				0	0	4472	21	212.95	-	212.95	=	0.00	259	682	261	697
13	12/05/23	212	0				0	0	4472	21	212.95	-	212.95	=	0.00	259	682	261	697
14	12/12/23	212	0				0	0	4472	21	212.95	-	212.95	=	0.00	259	682	261	697
15	12/19/23	212	0				0	0	4472	21	212.95	-	212.95	=	0.00	259	682	261	697
16	01/09/24	212	0				0	0	4472	21	212.95	-	212.95	=	0.00	259	682	261	697

End of 1st split

17	01/16/24	212	0				0	0	4472	21	212.95	-	212.95	=	0.00	259	682	261	697
18	01/23/24	212	0				0	0	4472	21	212.95	-	212.95	=	0.00	259	682	261	697
19	01/30/24	212	0				0	0	4472	21	212.95	-	212.95	=	0.00	259	682	261	697
20	02/06/24	212	0				0	0	4472	21	212.95	-	212.95	=	0.00	259	682	261	697
21	02/13/24	212	0				0	0	4472	21	212.95	-	212.95	=	0.00	259	682	261	697
22	02/20/24	212	0				0	0	4472	21	212.95	-	212.95	=	0.00	259	682	261	697
23	02/27/24	212	0				0	0	4472	21	212.95	-	212.95	=	0.00	259	682	261	697
24	03/05/24	212	0				0	0	4472	21	212.95	-	212.95	=	0.00	259	682	261	697
25	03/12/24	212	0				0	0	4472	21	212.95	-	212.95	=	0.00	259	682	261	697
26	03/19/24	212	0				0	0	4472	21	212.95	-	212.95	=	0.00	259	682	261	697
27	03/26/24	212	0				0	0	4472	21	212.95	-	212.95	=	0.00	259	682	261	697
28	04/02/24	212	0				0	0	4472	21	212.95	-	212.95	=	0.00	259	682	261	697
29	04/09/24	212	0				0	0	4472	21	212.95	-	212.95	=	0.00	259	682	261	697
30	04/16/24	212	0				0	0	4472	21	212.95	-	212.95	=	0.00	259	682	261	697
31	04/23/24	212	7				0	0	4472	21	212.95	-	212.95	=	0.00	259	682	261	697



<u><100</u>	<u>100's</u>	<u>125's</u>	<u>150's</u>	<u>175's</u>	<u>200's</u>	<u>225's</u>	<u>250's</u>	<u>275's</u>	<u>300's</u>
			1	7	6	5	2		
<u><400</u>	<u>400's</u>	<u>450's</u>	<u>500's</u>	<u>550's</u>	<u>600's</u>	<u>650's</u>	<u>700's</u>	<u>750's</u>	<u>800's</u>
				1	2	4			

<u>Avg of Game 1</u>	<u>Avg of Game 2</u>	<u>Avg of Game 3</u>
204.14	222.57	212.14

High game of 259 on week 4 High series of 682 on week 3 High average of 221.67 after bowling week 1
 Low game of 159 on week 7 Low series of 577 on week 5 Low average of 211.33 after bowling week 7

High Scores by Game
 Game #1: 255 on week 1 Game #2: 259 on week 4 Game #3: 246 on week 8

