

Note: This report includes information through April 16 which is Week 30 of 32

Alan Duong's Bowling Record - Team 19: Team 19

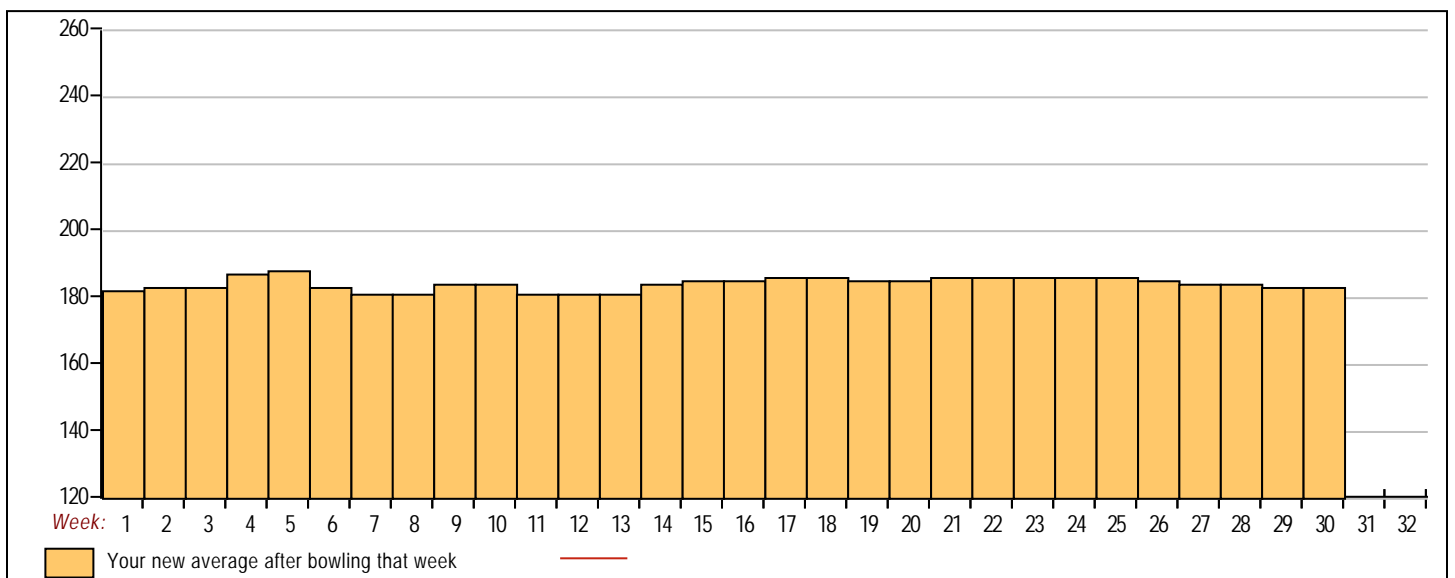
Table with columns: Week No., Bowling Date, Old Avg, Old HDCP, -1-, -2-, -3-, Total, HDCP Total, Pins, Gms, ---Average Change--- New - Old ---> +/-, High Game, High Sers, HDCP Game, HDCP Sers. Includes weekly performance data and split indicators.



Summary table showing counts for score ranges (<100, 100's, 125's, 150's, 175's, 200's, 225's, 250's, 275's, 300's, <400, 400's, 450's, 500's, 550's, 600's, 650's, 700's, 750's, 800's) and average scores for Game 1, Game 2, and Game 3.

High game of 242 on week 14 High series of 659 on week 14 High average of 188.92 after bowling week 5
Low game of 129 on week 11 Low series of 482 on week 11 Low average of 181.39 after bowling week 7

High Scores by Game
Game #1: 237 on week 21 Game #2: 242 on week 14 Game #3: 230 on week 4



Note: This report includes information through April 16 which is Week 30 of 32

Brandon Nishimura's Bowling Record - Team 19: Team 19

Table with columns: Week No., Bowling Date, Old Avg, Old HDCP, -1-, -2-, -3-, Total, HDCP Total, Pins, Gms, ---Average Change--- New - Old ---> +/-, High Game, High Sers, HDCP Game, HDCP Sers. Rows 1-30 showing bowling performance metrics.

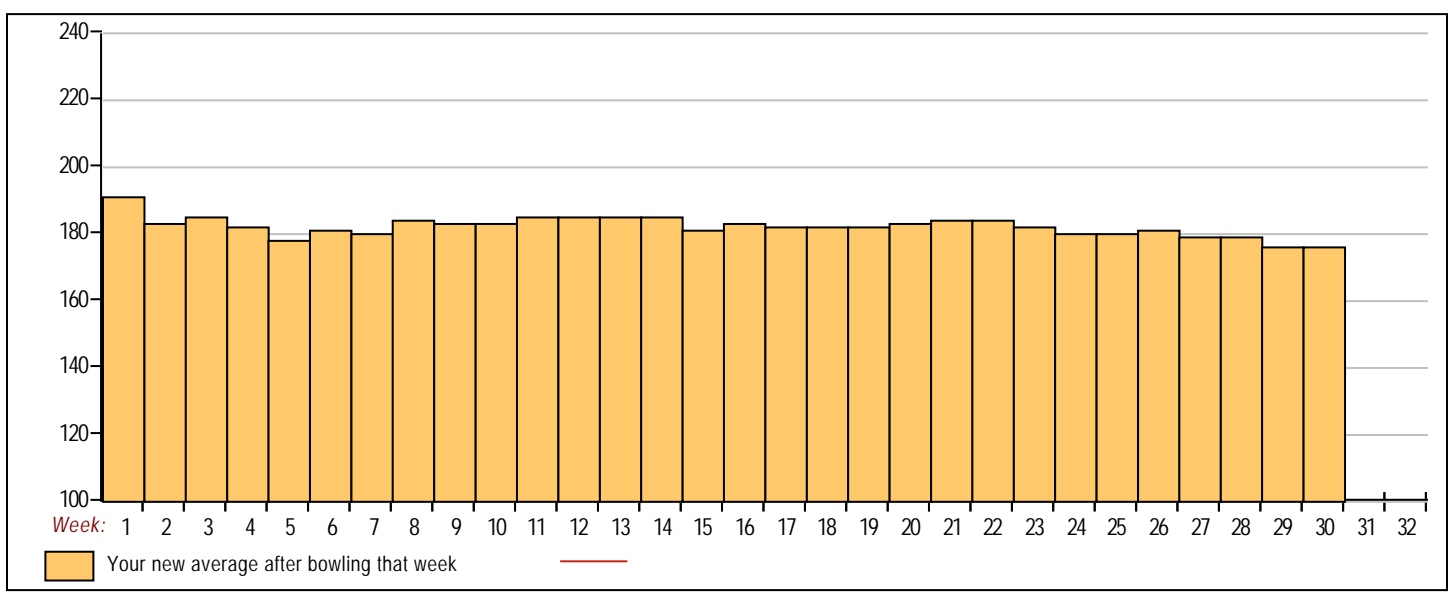
End of 1st split

Summary table for bowling splits: <100, 100's, 125's, 150's, 175's, 200's, 225's, 250's, 275's, 300's, <400, 400's, 450's, 500's, 550's, 600's, 650's, 700's, 750's, 800's.

Avg of Game 1: 174.64, Avg of Game 2: 176.82, Avg of Game 3: 178.89

High game of 236 on week 16, High series of 652 on week 16, High average of 191.00 after bowling week 1
Low game of 109 on week 24, Low series of 404 on week 29, Low average of 176.76 after bowling week 29

High Scores by Game
Game #1: 234 on week 16 Game #2: 224 on week 11 Game #3: 236 on week 16



Note: This report includes information through April 16 which is Week 30 of 32

Vacant's Bowling Record - Team 19: Team 19

Week No.	Bowling Date	Old Avg	Old HDCP	-1-	-2-	-3-	Total	HDCP Total	Pins	Gms	---Average Change---			High Game	High Sers	HDCP Game	HDCP Sers	
											New	Old	---> +/-					
5	10/10/23	140	0				0	0	0	0	-	0.00	=	0.00	0	0		
6	10/17/23	140	0				0	0	0	0	-	0.00	=	0.00	0	0		
7	10/24/23	140	0				0	0	0	0	-	0.00	=	0.00	0	0		
8	10/31/23	140	0				0	0	0	0	-	0.00	=	0.00	0	0		
9	11/07/23	140	0				0	0	0	0	-	0.00	=	0.00	0	0		
10	11/14/23	140	72	v140	v140	v140	420	636	0	0	-	0.00	=	0.00	0	0		
11	11/21/23	140	72	v140	v140	v140	420	636	0	0	-	0.00	=	0.00	0	0		
12	11/28/23	140	72	v140	v140	v140	420	636	0	0	-	0.00	=	0.00	0	0		
13	12/05/23	140	72	v140	v140	v140	420	636	0	0	-	0.00	=	0.00	0	0		
14	12/12/23	140	72	v140	v140	v140	420	636	0	0	-	0.00	=	0.00	0	0		
15	12/19/23	140	72	v140	v140	v140	420	636	0	0	-	0.00	=	0.00	0	0		
16	01/09/24	140	72	v140	v140	v140	420	636	0	0	-	0.00	=	0.00	0	0		

End of 1st split

17	01/16/24	140	72	v140	v140	v140	420	636	0	0	-	0.00	=	0.00	0	0		
18	01/23/24	140	72	v140	v140	v140	420	636	0	0	-	0.00	=	0.00	0	0		
19	01/30/24	140	72	v140	v140	v140	420	636	0	0	-	0.00	=	0.00	0	0		
20	02/06/24	140	72	v140	v140	v140	420	636	0	0	-	0.00	=	0.00	0	0		
21	02/13/24	140	72	v140	v140	v140	420	636	0	0	-	0.00	=	0.00	0	0		
22	02/20/24	140	72	v140	v140	v140	420	636	0	0	-	0.00	=	0.00	0	0		
23	02/27/24	140	72	v140	v140	v140	420	636	0	0	-	0.00	=	0.00	0	0		
24	03/05/24	140	72	v140	v140	v140	420	636	0	0	-	0.00	=	0.00	0	0		
25	03/12/24	140	72	v140	v140	v140	420	636	0	0	-	0.00	=	0.00	0	0		
26	03/19/24	140	72	v140	v140	v140	420	636	0	0	-	0.00	=	0.00	0	0		
27	03/26/24	140	72	v140	v140	v140	420	636	0	0	-	0.00	=	0.00	0	0		
28	04/02/24	140	0				0	0	0	0	-	0.00	=	0.00	0	0		
29	04/09/24	140	72	v140	v140	v140	420	636	0	0	-	0.00	=	0.00	0	0		
30	04/16/24	140	72				0	0	0	0	-	0.00	=	0.00	0	0		

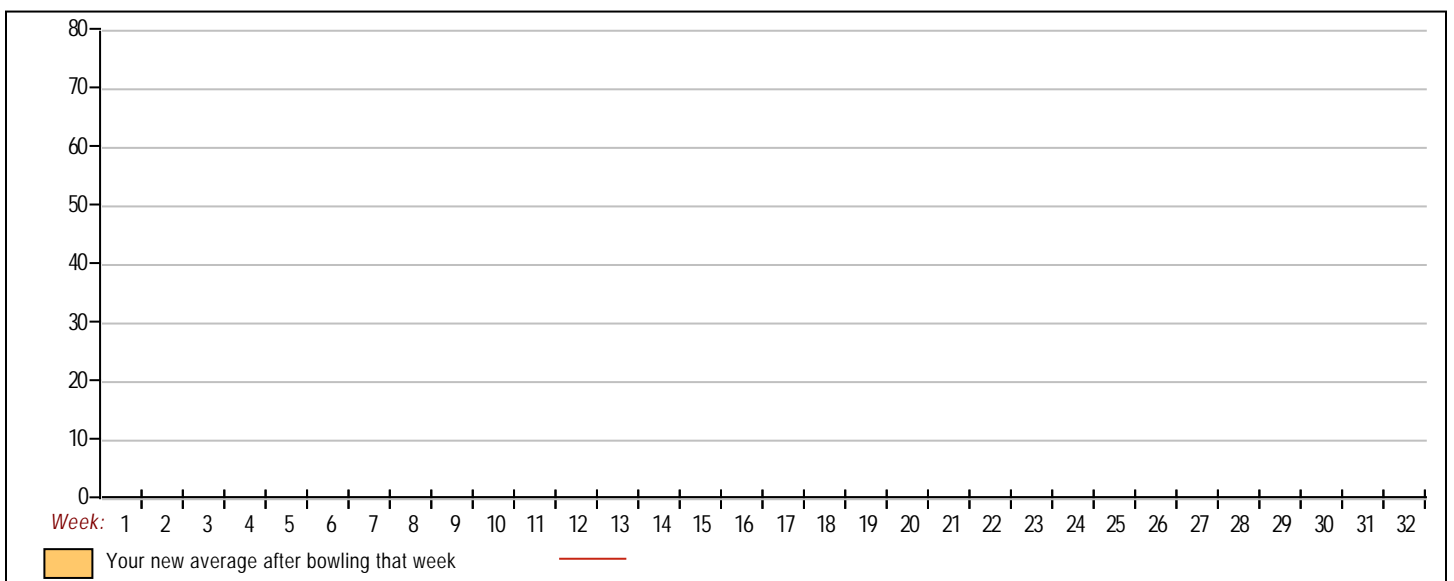


- <100
- 100's
- 125's
- 150's
- 175's
- 200's
- 225's
- 250's
- 275's
- 300's
- <400
- 400's
- 450's
- 500's
- 550's
- 600's
- 650's
- 700's
- 750's
- 800's

Avg of Game 1 Avg of Game 2 Avg of Game 3

High game of 0 on week 0 High series of 0 on week 0 High average of 0.00 after bowling week 30
 Low game of 0 on week 0 Low series of 0 on week 0 Low average of 0.00 after bowling week 30

High Scores by Game
 Game #1: 0 on week 0 Game #2: 0 on week 0 Game #3: 0 on week 0



Note: This report includes information through April 16 which is Week 30 of 32

Gordon Hernandez's Bowling Record - Team 19: Team 19

Week No.	Bowling Date	Old Avg	Old HDCP	-1- -2- -3-			HDCP		Pins Gms		---Average Change---			High Game	High Sers	HDCP Game	HDCP Sers
				Total	Total	Total	Total	Total	New - Old	---> +/-	=						
1	09/05/23	bk214	5	255	233	177	665	680	665	3	221.67	- 0.00	= 221.67	255	665	260	680
2	09/12/23	bk214	5	213	183	214	610	625	1275	6	212.50	- 221.67	= -9.17	255	665	260	680
3	09/19/23	bk214	5	225	244	213	682	697	1957	9	217.44	- 212.50	= 4.94	255	682	260	697
4	09/26/23	217	2	187	259	213	659	665	2616	12	218.00	- 217.44	= 0.56	259	682	261	697
5	10/10/23	218	1	191	199	187	577	580	3193	15	212.87	- 218.00	= -5.13	259	682	261	697
6	10/17/23	212	7	a212	a212	a212	636	657	3193	15	212.87	- 212.87	= 0.00	259	682	261	697
7	10/24/23	212	7	159	217	235	611	632	3804	18	211.33	- 212.87	= -1.53	259	682	261	697
8	10/31/23	211	8	199	223	246	668	692	4472	21	212.95	- 211.33	= 1.62	259	682	261	697
9	11/07/23	212	7	a212	a212	a212	636	657	4472	21	212.95	- 212.95	= 0.00	259	682	261	697
10	11/14/23	212	0				0	0	4472	21	212.95	- 212.95	= 0.00	259	682	261	697
11	11/21/23	212	0				0	0	4472	21	212.95	- 212.95	= 0.00	259	682	261	697
12	11/28/23	212	0				0	0	4472	21	212.95	- 212.95	= 0.00	259	682	261	697
13	12/05/23	212	0				0	0	4472	21	212.95	- 212.95	= 0.00	259	682	261	697
14	12/12/23	212	0				0	0	4472	21	212.95	- 212.95	= 0.00	259	682	261	697
15	12/19/23	212	0				0	0	4472	21	212.95	- 212.95	= 0.00	259	682	261	697
16	01/09/24	212	0				0	0	4472	21	212.95	- 212.95	= 0.00	259	682	261	697

End of 1st split

17	01/16/24	212	0				0	0	4472	21	212.95	- 212.95	= 0.00	259	682	261	697
18	01/23/24	212	0				0	0	4472	21	212.95	- 212.95	= 0.00	259	682	261	697
19	01/30/24	212	0				0	0	4472	21	212.95	- 212.95	= 0.00	259	682	261	697
20	02/06/24	212	0				0	0	4472	21	212.95	- 212.95	= 0.00	259	682	261	697
21	02/13/24	212	0				0	0	4472	21	212.95	- 212.95	= 0.00	259	682	261	697
22	02/20/24	212	0				0	0	4472	21	212.95	- 212.95	= 0.00	259	682	261	697
23	02/27/24	212	0				0	0	4472	21	212.95	- 212.95	= 0.00	259	682	261	697
24	03/05/24	212	0				0	0	4472	21	212.95	- 212.95	= 0.00	259	682	261	697
25	03/12/24	212	0				0	0	4472	21	212.95	- 212.95	= 0.00	259	682	261	697
26	03/19/24	212	0				0	0	4472	21	212.95	- 212.95	= 0.00	259	682	261	697
27	03/26/24	212	0				0	0	4472	21	212.95	- 212.95	= 0.00	259	682	261	697
28	04/02/24	212	0				0	0	4472	21	212.95	- 212.95	= 0.00	259	682	261	697
29	04/09/24	212	0				0	0	4472	21	212.95	- 212.95	= 0.00	259	682	261	697
30	04/16/24	212	7				0	0	4472	21	212.95	- 212.95	= 0.00	259	682	261	697



<100	100's	125's	150's	175's	200's	225's	250's	275's	300's
			1	7	6	5	2		
<400	400's	450's	500's	550's	600's	650's	700's	750's	800's
				1	2	4			

Avg of Game 1	Avg of Game 2	Avg of Game 3
204.14	222.57	212.14

High game of 259 on week 4 High series of 682 on week 3 High average of 221.67 after bowling week 1
 Low game of 159 on week 7 Low series of 577 on week 5 Low average of 211.33 after bowling week 7

High Scores by Game
 Game #1: 255 on week 1 Game #2: 259 on week 4 Game #3: 246 on week 8

