

Note: This report includes information through April 16 which is Week 30 of 32

Sang Lai's Bowling Record - Team 18: PinSBuster

Week No.	Bowling Date	Old Avg	Old HDCP	-1-	-2-	-3-	Total	HDCP Total	Pins	Gms	---Average Change---			High Game	High Sers	HDCP Game	HDCP Sers		
											New	Old	---> +/-						
1	09/05/23	bk188	28	183	169	168	520	604	520	3	173.33	-	0.00	=	173.33	183	520	211	604
2	09/12/23	bk188	28	158	181	211	550	634	1070	6	178.33	-	173.33	=	5.00	211	550	239	634
3	09/19/23	bk188	28	162	193	187	542	626	1612	9	179.11	-	178.33	=	0.78	211	550	239	634
4	09/26/23	179	36	171	210	224	605	713	2217	12	184.75	-	179.11	=	5.64	224	605	260	713
5	10/10/23	184	32	203	200	180	583	679	2800	15	186.67	-	184.75	=	1.92	224	605	260	713
6	10/17/23	186	30	170	149	190	509	599	3309	18	183.83	-	186.67	=	-2.83	224	605	260	713
7	10/24/23	183	33	185	200	178	563	662	3872	21	184.38	-	183.83	=	0.55	224	605	260	713
8	10/31/23	184	32	215	216	152	583	679	4455	24	185.63	-	184.38	=	1.24	224	605	260	713
9	11/07/23	185	0				0	0	4455	24	185.63	-	185.63	=	0.00	224	605	260	713
10	11/14/23	185	0				0	0	4455	24	185.63	-	185.63	=	0.00	224	605	260	713
11	11/21/23	185	31	184	203	205	592	685	5047	27	186.93	-	185.63	=	1.30	224	605	260	713
12	11/28/23	186	30	185	170	185	540	630	5587	30	186.23	-	186.93	=	-0.69	224	605	260	713
13	12/05/23	186	30	182	161	207	550	640	6137	33	185.97	-	186.23	=	-0.26	224	605	260	713
14	12/12/23	185	31	186	216	191	593	686	6730	36	186.94	-	185.97	=	0.97	224	605	260	713
15	12/19/23	186	30	220	187	164	571	661	7301	39	187.21	-	186.94	=	0.26	224	605	260	713
16	01/09/24	187	29	192	171	171	534	621	7835	42	186.55	-	187.21	=	-0.66	224	605	260	713

End of 1st split

17	01/16/24	186	30	180	159	186	525	615	8360	45	185.78	-	186.55	=	-0.77	224	605	260	713
18	01/23/24	185	31	159	193	150	502	595	8862	48	184.63	-	185.78	=	-1.15	224	605	260	713
19	01/30/24	184	32	188	189	147	524	620	9386	51	184.04	-	184.63	=	-0.59	224	605	260	713
20	02/06/24	184	32	160	158	165	483	579	9869	54	182.76	-	184.04	=	-1.28	224	605	260	713
21	02/13/24	182	34	206	178	179	563	665	10432	57	183.02	-	182.76	=	0.26	224	605	260	713
22	02/20/24	183	33	168	220	172	560	659	10992	60	183.20	-	183.02	=	0.18	224	605	260	713
23	02/27/24	183	33	215	255	174	644	743	11636	63	184.70	-	183.20	=	1.50	255	644	288	743
24	03/05/24	184	32	204	214	159	577	673	12213	66	185.05	-	184.70	=	0.35	255	644	288	743
25	03/12/24	185	31	159	173	190	522	615	12735	69	184.57	-	185.05	=	-0.48	255	644	288	743
26	03/19/24	184	32	171	209	170	550	646	13285	72	184.51	-	184.57	=	-0.05	255	644	288	743
27	03/26/24	184	32	168	171	185	524	620	13809	75	184.12	-	184.51	=	-0.39	255	644	288	743
28	04/02/24	184	32	177	236	174	587	683	14396	78	184.56	-	184.12	=	0.44	255	644	288	743
29	04/09/24	184	32	207	166	180	553	649	14949	81	184.56	-	184.56	=	-0.01	255	644	288	743
30	04/16/24	184	32	202	186	172	560	656	15509	84	184.63	-	184.56	=	0.08	255	644	288	743

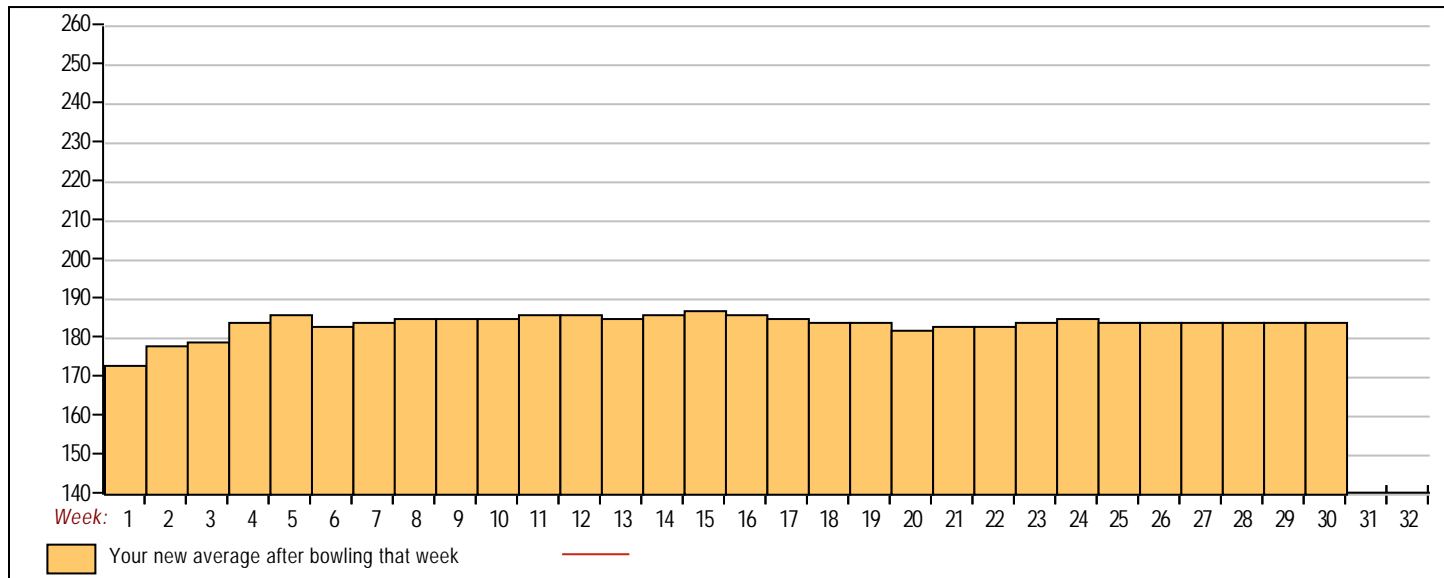
<100	100's	125's	150's	175's	200's	225's	250's	275's	300's
		2	31	28	21	1	1		
<400	400's	450's	500's	550's	600's	650's	700's	750's	800's
		1	10	15	2				

Avg of Game 1	Avg of Game 2	Avg of Game 3
184.29	190.46	179.14

High game of 255 on week 23 High series of 644 on week 23 High average of 187.21 after bowling week 15
 Low game of 147 on week 19 Low series of 483 on week 20 Low average of 173.33 after bowling week 1

High Scores by Game

Game #1: 220 on week 15 Game #2: 255 on week 23 Game #3: 224 on week 4



Note: This report includes information through April 16 which is Week 30 of 32

Patrick Lin's Bowling Record - Team 18: PinSBuster

Week No.	Bowling Date	Old Avg	Old HDCP	-1-	-2-	-3-	Total	HDCP Total	Pins	Gms	---Average Change---			High Game	High Sers	HDCP Game	HDCP Sers		
											New	Old	---> +/-						
1	09/05/23	bk194	23	174	193	161	528	597	528	3	176.00	-	0.00	=	176.00	193	528	216	597
2	09/12/23	bk194	23	257	213	209	679	748	1207	6	201.17	-	176.00	=	25.17	257	679	280	748
3	09/19/23	bk194	23	208	266	203	677	746	1884	9	209.33	-	201.17	=	8.17	266	679	289	748
4	09/26/23	209	9	222	256	227	705	732	2589	12	215.75	-	209.33	=	6.42	266	705	289	748
5	10/10/23	215	4	213	154	170	537	549	3126	15	208.40	-	215.75	=	-7.35	266	705	289	748
6	10/17/23	208	0				0	0	3126	15	208.40	-	208.40	=	0.00	266	705	289	748
7	10/24/23	208	10	201	202	182	585	615	3711	18	206.17	-	208.40	=	-2.23	266	705	289	748
8	10/31/23	206	12	217	233	155	605	641	4316	21	205.52	-	206.17	=	-0.64	266	705	289	748
9	11/07/23	205	13	146	217	192	555	594	4871	24	202.96	-	205.52	=	-2.57	266	705	289	748
10	11/14/23	202	16	200	170	207	577	625	5448	27	201.78	-	202.96	=	-1.18	266	705	289	748
11	11/21/23	201	0				0	0	5448	27	201.78	-	201.78	=	0.00	266	705	289	748
12	11/28/23	201	0				0	0	5448	27	201.78	-	201.78	=	0.00	266	705	289	748
13	12/05/23	201	0				0	0	5448	27	201.78	-	201.78	=	0.00	266	705	289	748
14	12/12/23	201	0				0	0	5448	27	201.78	-	201.78	=	0.00	266	705	289	748
15	12/19/23	201	17	183	183	173	539	590	5987	30	199.57	-	201.78	=	-2.21	266	705	289	748
16	01/09/24	199	18	216	202	174	592	646	6579	33	199.36	-	199.57	=	-0.20	266	705	289	748

End of 1st split

17	01/16/24	199	18	178	153	192	523	577	7102	36	197.28	-	199.36	=	-2.09	266	705	289	748
18	01/23/24	197	20	174	137	199	510	570	7612	39	195.18	-	197.28	=	-2.10	266	705	289	748
19	01/30/24	195	22	193	207	191	591	657	8203	42	195.31	-	195.18	=	0.13	266	705	289	748
20	02/06/24	195	22	177	203	276	656	722	8859	45	196.87	-	195.31	=	1.56	276	705	298	748
21	02/13/24	196	21	139	171	165	475	538	9334	48	194.46	-	196.87	=	-2.41	276	705	298	748
22	02/20/24	194	23	205	214	175	594	663	9928	51	194.67	-	194.46	=	0.21	276	705	298	748
23	02/27/24	194	23	200	192	206	598	667	10526	54	194.93	-	194.67	=	0.26	276	705	298	748
24	03/05/24	194	0				0	0	10526	54	194.93	-	194.93	=	0.00	276	705	298	748
25	03/12/24	194	23	189	191	159	539	608	11065	57	194.12	-	194.93	=	-0.80	276	705	298	748
26	03/19/24	194	23	225	185	181	591	660	11656	60	194.27	-	194.12	=	0.14	276	705	298	748
27	03/26/24	194	23	177	199	145	521	590	12177	63	193.29	-	194.27	=	-0.98	276	705	298	748
28	04/02/24	193	24	149	202	213	564	636	12741	66	193.05	-	193.29	=	-0.24	276	705	298	748
29	04/09/24	193	24	193	192	173	558	630	13299	69	192.74	-	193.05	=	-0.31	276	705	298	748
30	04/16/24	192	25	213	186	190	589	664	13888	72	192.89	-	192.74	=	0.15	276	705	298	748

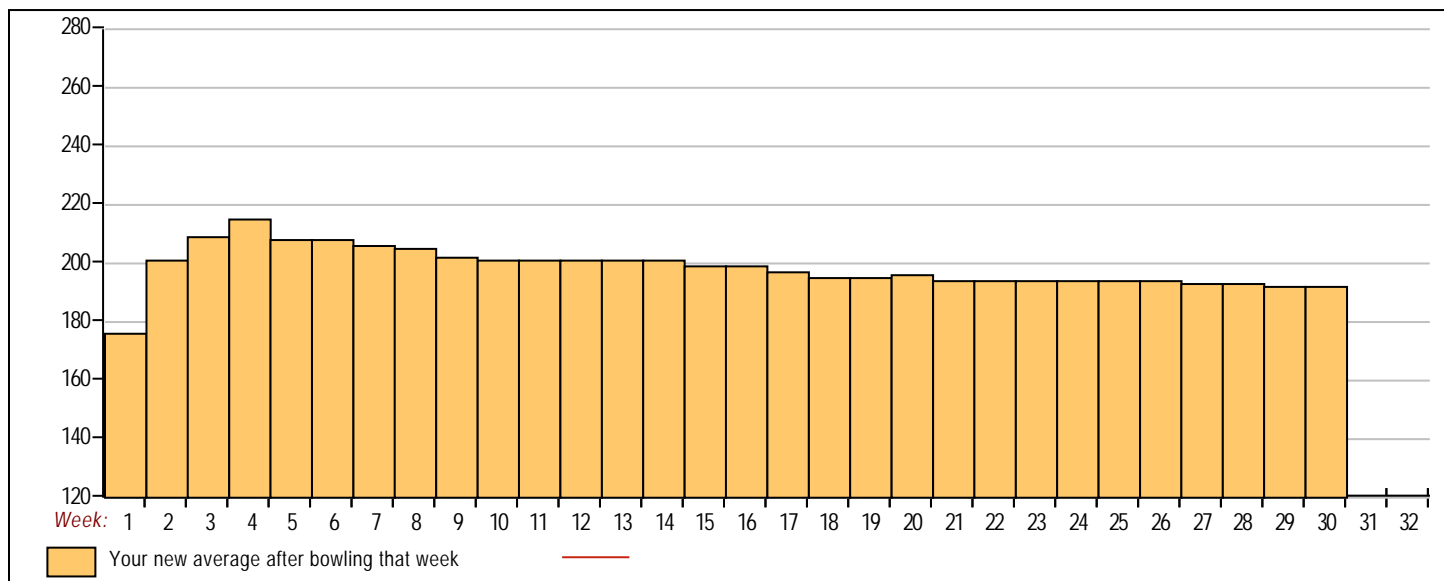
<100	100's	125's	150's	175's	200's	225's	250's	275's	300's
		5	14	23	23	3	3	1	
<400	400's	450's	500's	550's	600's	650's	700's	750's	800's
		1	7	11	1	3	1		

Avg of Game 1	Avg of Game 2	Avg of Game 3
193.71	196.71	188.25

High game of 276 on week 20 High series of 705 on week 4 High average of 215.75 after bowling week 4
 Low game of 137 on week 18 Low series of 475 on week 21 Low average of 176.00 after bowling week 1

High Scores by Game

Game #1: 257 on week 2 Game #2: 266 on week 3 Game #3: 276 on week 20



Note: This report includes information through April 16 which is Week 30 of 32

Billy Chan's Bowling Record - Team 18: PinSBuster

Week No.	Bowling Date	Old Avg	Old HDCP	-			Total	HDCP Total	Pins	Gms	---Average Change---			High Game	High Sers	HDCP Game	HDCP Sers		
				-1-	-2-	-3-					New	Old	---> +/-						
1	09/05/23	bk187	29	202	163	218	583	670	583	3	194.33	-	0.00	=	194.33	218	583	247	670
2	09/12/23	bk187	29	192	226	243	661	748	1244	6	207.33	-	194.33	=	13.00	243	661	272	748
3	09/19/23	bk187	29	172	173	258	603	690	1847	9	205.22	-	207.33	=	-2.11	258	661	287	748
4	09/26/23	205	13	194	231	174	599	638	2446	12	203.83	-	205.22	=	-1.39	258	661	287	748
5	10/10/23	203	0				0	0	2446	12	203.83	-	203.83	=	0.00	258	661	287	748
6	10/17/23	203	0				0	0	2446	12	203.83	-	203.83	=	0.00	258	661	287	748
7	10/24/23	203	15	169	213	191	573	618	3019	15	201.27	-	203.83	=	-2.57	258	661	287	748
8	10/31/23	201	17	184	182	181	547	598	3566	18	198.11	-	201.27	=	-3.16	258	661	287	748
9	11/07/23	198	19	158	177	154	489	546	4055	21	193.10	-	198.11	=	-5.02	258	661	287	748
10	11/14/23	193	24	194	178	188	560	632	4615	24	192.29	-	193.10	=	-0.80	258	661	287	748
11	11/21/23	192	25	215	197	220	632	707	5247	27	194.33	-	192.29	=	2.04	258	661	287	748
12	11/28/23	194	23	181	202	139	522	591	5769	30	192.30	-	194.33	=	-2.03	258	661	287	748
13	12/05/23	192	25	244	213	238	695	770	6464	33	195.88	-	192.30	=	3.58	258	695	287	770
14	12/12/23	195	22	180	177	237	594	660	7058	36	196.06	-	195.88	=	0.18	258	695	287	770
15	12/19/23	196	21	166	209	235	610	673	7668	39	196.62	-	196.06	=	0.56	258	695	287	770
16	01/09/24	196	21	205	236	214	655	718	8323	42	198.17	-	196.62	=	1.55	258	695	287	770

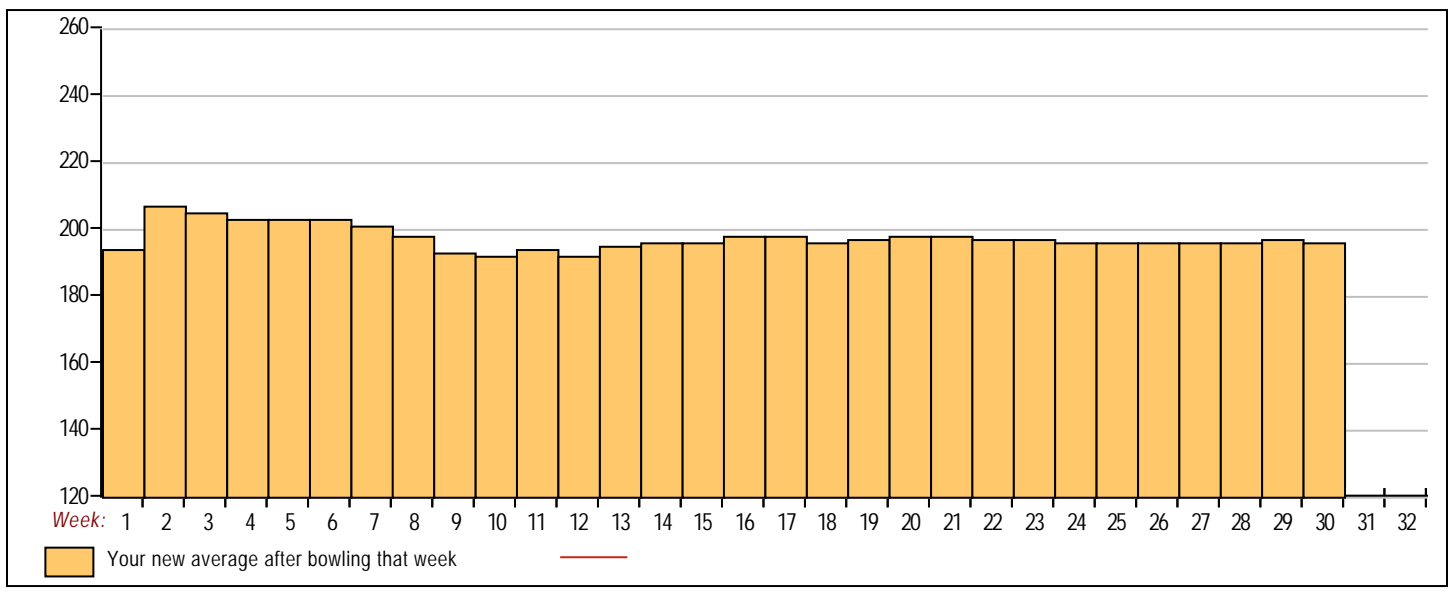
End of 1st split

17	01/16/24	198	19	226	153	208	587	644	8910	45	198.00	-	198.17	=	-0.17	258	695	287	770
18	01/23/24	198	19	171	188	179	538	595	9448	48	196.83	-	198.00	=	-1.17	258	695	287	770
19	01/30/24	196	21	258	174	191	623	686	10071	51	197.47	-	196.83	=	0.64	258	695	287	770
20	02/06/24	197	20	205	257	202	664	724	10735	54	198.80	-	197.47	=	1.33	258	695	287	770
21	02/13/24	198	19	194	196	180	570	627	11305	57	198.33	-	198.80	=	-0.46	258	695	287	770
22	02/20/24	198	19	212	174	178	564	621	11869	60	197.82	-	198.33	=	-0.52	258	695	287	770
23	02/27/24	197	20	172	227	166	565	625	12434	63	197.37	-	197.82	=	-0.45	258	695	287	770
24	03/05/24	197	20	221	141	190	552	612	12986	66	196.76	-	197.37	=	-0.61	258	695	287	770
25	03/12/24	196	21	162	171	208	541	604	13527	69	196.04	-	196.76	=	-0.71	258	695	287	770
26	03/19/24	196	0				0	0	13527	69	196.04	-	196.04	=	0.00	258	695	287	770
27	03/26/24	196	0				0	0	13527	69	196.04	-	196.04	=	0.00	258	695	287	770
28	04/02/24	196	0				0	0	13527	69	196.04	-	196.04	=	0.00	258	695	287	770
29	04/09/24	196	21	200	233	236	669	732	14196	72	197.17	-	196.04	=	1.12	258	695	287	770
30	04/16/24	197	20	215	169	177	561	621	14757	75	196.76	-	197.17	=	-0.41	258	695	287	770

<u><100</u>	<u>100's</u>	<u>125's</u>	<u>150's</u>	<u>175's</u>	<u>200's</u>	<u>225's</u>	<u>250's</u>	<u>275's</u>	<u>300's</u>
		2	17	23	18	12	3		
<u><400</u>	<u>400's</u>	<u>450's</u>	<u>500's</u>	<u>550's</u>	<u>600's</u>	<u>650's</u>	<u>700's</u>	<u>750's</u>	<u>800's</u>
		1	4	11	4	5			
<u>Avg of Game 1</u>			<u>Avg of Game 2</u>			<u>Avg of Game 3</u>			
195.68			194.40			200.20			

High game of 258 on week 3 High series of 695 on week 13 High average of 207.33 after bowling week 2
 Low game of 139 on week 12 Low series of 489 on week 9 Low average of 192.29 after bowling week 10

High Scores by Game
 Game #1: 258 on week 19 Game #2: 257 on week 20 Game #3: 258 on week 3



Note: This report includes information through April 16 which is Week 30 of 32

Ken Choi's Bowling Record - Team 18: PinSBuster

Week No.	Bowling Date	Old Avg	Old HDCP	-1-	-2-	-3-	Total	HDCP Total	Pins	Gms	---Average Change---			High Game	High Sers	HDCP Game	HDCP Sers		
											New	Old	---> +/-						
1	09/05/23	bk157	0				0	0	0	0	-	0.00	=	0.00	0	0			
2	09/12/23	bk157	0				0	0	0	0	-	0.00	=	0.00	0	0			
3	09/19/23	bk157	0				0	0	0	0	-	0.00	=	0.00	0	0			
4	09/26/23	bk157	0				0	0	0	0	-	0.00	=	0.00	0	0			
5	10/10/23	bk157	0				0	0	0	0	-	0.00	=	0.00	0	0			
6	10/17/23	bk157	56	124	161	152	437	605	437	3	145.67	-	0.00	=	145.67	161	437	217	605
7	10/24/23	bk157	0				0	0	437	3	145.67	-	145.67	=	0.00	161	437	217	605
8	10/31/23	bk157	0				0	0	437	3	145.67	-	145.67	=	0.00	161	437	217	605
9	11/07/23	bk157	56	161	178	129	468	636	905	6	150.83	-	145.67	=	5.17	178	468	234	636
10	11/14/23	bk157	56	133	188	148	469	637	1374	9	152.67	-	150.83	=	1.83	188	469	244	637
11	11/21/23	152	0				0	0	1374	9	152.67	-	152.67	=	0.00	188	469	244	637
12	11/28/23	152	61	137	154	166	457	640	1831	12	152.58	-	152.67	=	-0.08	188	469	244	640
13	12/05/23	152	61	213	190	167	570	753	2401	15	160.07	-	152.58	=	7.48	213	570	274	753
14	12/12/23	160	54	135	117	154	406	568	2807	18	155.94	-	160.07	=	-4.12	213	570	274	753
15	12/19/23	155	0				0	0	2807	18	155.94	-	155.94	=	0.00	213	570	274	753
16	01/09/24	155	0				0	0	2807	18	155.94	-	155.94	=	0.00	213	570	274	753

End of 1st split

17	01/16/24	155	0				0	0	2807	18	155.94	-	155.94	=	0.00	213	570	274	753
18	01/23/24	155	0				0	0	2807	18	155.94	-	155.94	=	0.00	213	570	274	753
19	01/30/24	155	0				0	0	2807	18	155.94	-	155.94	=	0.00	213	570	274	753
20	02/06/24	155	0				0	0	2807	18	155.94	-	155.94	=	0.00	213	570	274	753
21	02/13/24	155	0				0	0	2807	18	155.94	-	155.94	=	0.00	213	570	274	753
22	02/20/24	155	0				0	0	2807	18	155.94	-	155.94	=	0.00	213	570	274	753
23	02/27/24	155	0				0	0	2807	18	155.94	-	155.94	=	0.00	213	570	274	753
24	03/05/24	155	0				0	0	2807	18	155.94	-	155.94	=	0.00	213	570	274	753
25	03/12/24	155	0				0	0	2807	18	155.94	-	155.94	=	0.00	213	570	274	753
26	03/19/24	155	0				0	0	2807	18	155.94	-	155.94	=	0.00	213	570	274	753
27	03/26/24	155	0				0	0	2807	18	155.94	-	155.94	=	0.00	213	570	274	753
28	04/02/24	155	58	147	142	128	417	591	3224	21	153.52	-	155.94	=	-2.42	213	570	274	753
29	04/09/24	153	0				0	0	3224	21	153.52	-	153.52	=	0.00	213	570	274	753
30	04/16/24	153	60				0	0	3224	21	153.52	-	153.52	=	0.00	213	570	274	753

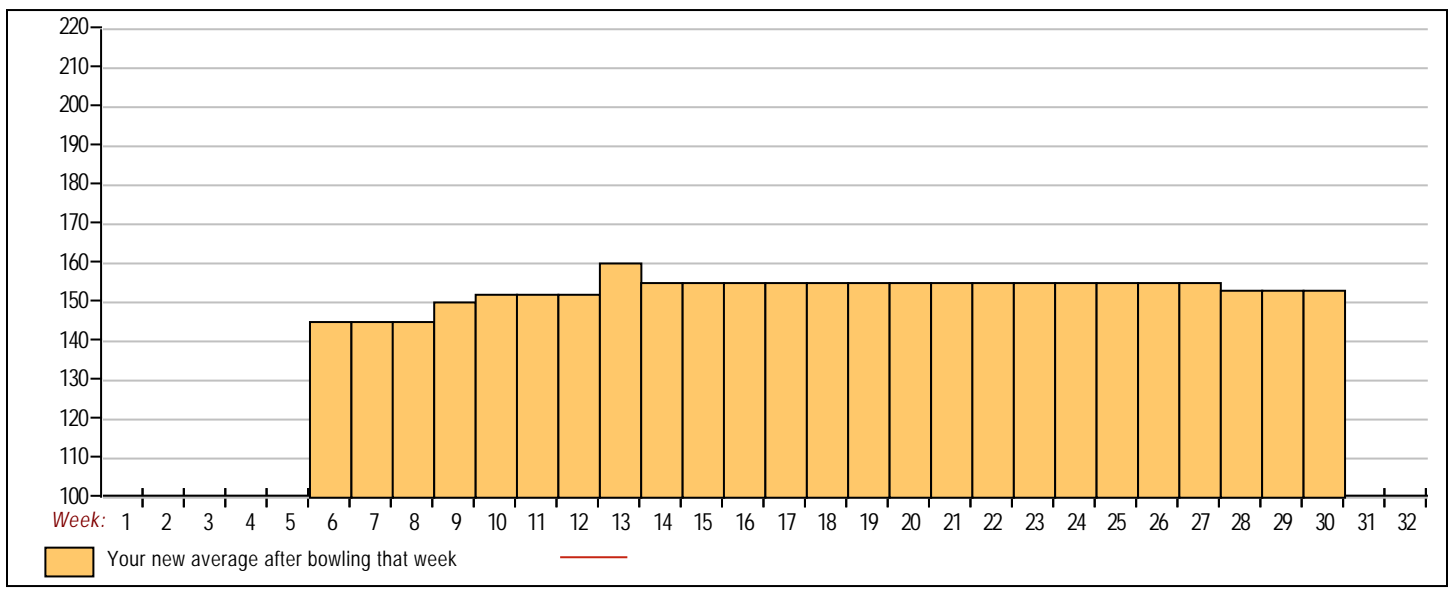


<u><100</u>	<u>100's</u>	<u>125's</u>	<u>150's</u>	<u>175's</u>	<u>200's</u>	<u>225's</u>	<u>250's</u>	<u>275's</u>	<u>300's</u>
	2	8	7	3	1				
<u><400</u>	<u>400's</u>	<u>450's</u>	<u>500's</u>	<u>550's</u>	<u>600's</u>	<u>650's</u>	<u>700's</u>	<u>750's</u>	<u>800's</u>
	3	3		1					

<u>Avg of Game 1</u>	<u>Avg of Game 2</u>	<u>Avg of Game 3</u>
150.00	161.43	149.14

High game of 213 on week 13 High series of 570 on week 13 High average of 160.07 after bowling week 13
 Low game of 117 on week 14 Low series of 406 on week 14 Low average of 145.67 after bowling week 6

High Scores by Game
 Game #1: 213 on week 13 Game #2: 190 on week 13 Game #3: 167 on week 13



Note: This report includes information through April 16 which is Week 30 of 32

Billy Koo's Bowling Record - Team 18: PinSBuster

Week No.	Bowling Date	Old Avg	Old HDCP	HDCP			Total	HDCP Total	Pins	Gms	---Average Change---			High Game	High Sers	HDCP Game	HDCP Sers
				-1-	-2-	-3-					New - Old	--->	+/-				
5	10/10/23	bk187	29	229	174	141	544	631	544	3	181.33	- 0.00	= 181.33	229	544	258	631
6	10/17/23	bk187	29	180	170	197	547	634	1091	6	181.83	- 181.33	= 0.50	229	547	258	634
7	10/24/23	bk187	0				0	0	1091	6	181.83	- 181.83	= 0.00	229	547	258	634
8	10/31/23	bk187	0				0	0	1091	6	181.83	- 181.83	= 0.00	229	547	258	634
9	11/07/23	bk187	0				0	0	1091	6	181.83	- 181.83	= 0.00	229	547	258	634
10	11/14/23	bk187	0				0	0	1091	6	181.83	- 181.83	= 0.00	229	547	258	634
11	11/21/23	bk187	29	191	198	177	566	653	1657	9	184.11	- 181.83	= 2.28	229	566	258	653
12	11/28/23	184	0				0	0	1657	9	184.11	- 184.11	= 0.00	229	566	258	653
13	12/05/23	184	0				0	0	1657	9	184.11	- 184.11	= 0.00	229	566	258	653
14	12/12/23	184	0				0	0	1657	9	184.11	- 184.11	= 0.00	229	566	258	653
15	12/19/23	184	0				0	0	1657	9	184.11	- 184.11	= 0.00	229	566	258	653
16	01/09/24	184	0				0	0	1657	9	184.11	- 184.11	= 0.00	229	566	258	653

End of 1st split

17	01/16/24	184	0				0	0	1657	9	184.11	- 184.11	= 0.00	229	566	258	653
18	01/23/24	184	0				0	0	1657	9	184.11	- 184.11	= 0.00	229	566	258	653
19	01/30/24	184	0				0	0	1657	9	184.11	- 184.11	= 0.00	229	566	258	653
20	02/06/24	184	0				0	0	1657	9	184.11	- 184.11	= 0.00	229	566	258	653
21	02/13/24	184	0				0	0	1657	9	184.11	- 184.11	= 0.00	229	566	258	653
22	02/20/24	184	0				0	0	1657	9	184.11	- 184.11	= 0.00	229	566	258	653
23	02/27/24	184	0				0	0	1657	9	184.11	- 184.11	= 0.00	229	566	258	653
24	03/05/24	184	32	180	205	189	574	670	2231	12	185.92	- 184.11	= 1.81	229	574	258	670
25	03/12/24	185	0				0	0	2231	12	185.92	- 185.92	= 0.00	229	574	258	670
26	03/19/24	185	31	213	215	217	645	738	2876	15	191.73	- 185.92	= 5.82	229	645	258	738
27	03/26/24	191	26	247	209	192	648	726	3524	18	195.78	- 191.73	= 4.04	247	648	273	738
28	04/02/24	195	0				0	0	3524	18	195.78	- 195.78	= 0.00	247	648	273	738
29	04/09/24	195	0				0	0	3524	18	195.78	- 195.78	= 0.00	247	648	273	738
30	04/16/24	195	22				0	0	3524	18	195.78	- 195.78	= 0.00	247	648	273	738

<100	100's	125's	150's	175's	200's	225's	250's	275's	300's
		1	2	8	5	2			
<400	400's	450's	500's	550's	600's	650's	700's	750's	800's
			2	2	2				

Avg of Game 1	Avg of Game 2	Avg of Game 3
206.67	195.17	185.50

High game of 247 on week 27 High series of 648 on week 27 High average of 195.78 after bowling week 27
 Low game of 141 on week 5 Low series of 544 on week 5 Low average of 181.33 after bowling week 5

High Scores by Game
 Game #1: 247 on week 27 Game #2: 215 on week 26 Game #3: 217 on week 26

