

Note: This report includes information through April 23 which is Week 31 of 32

Marlena Wong's Bowling Record - Team 15: Team 15

Week No.	Bowling Date	Old Avg	Old HDCP	-1-	-2-	-3-	Total	HDCP Total	Pins	Gms	---Average Change---			High Game	High Sers	HDCP Game	HDCP Sers		
											New - Old	--->	+/-						
1	09/05/23	bk171	0				0	0	0	0	-	0.00	=	0.00	0	0			
2	09/12/23	bk171	0				0	0	0	0	-	0.00	=	0.00	0	0			
3	09/19/23	bk171	0				0	0	0	0	-	0.00	=	0.00	0	0			
4	09/26/23	bk171	0				0	0	0	0	-	0.00	=	0.00	0	0			
5	10/10/23	bk171	44	126	155	181	462	594	462	3	154.00	-	0.00	=	154.00	181	462	225	594
6	10/17/23	bk171	44	215	201	211	627	759	1089	6	181.50	-	154.00	=	27.50	215	627	259	759
7	10/24/23	bk171	44	165	161	204	530	662	1619	9	179.89	-	181.50	=	-1.61	215	627	259	759
8	10/31/23	179	36	177	182	161	520	628	2139	12	178.25	-	179.89	=	-1.64	215	627	259	759
9	11/07/23	178	37	180	166	132	478	589	2617	15	174.47	-	178.25	=	-3.78	215	627	259	759
10	11/14/23	174	41	189	220	180	589	712	3206	18	178.11	-	174.47	=	3.64	220	627	261	759
11	11/21/23	178	37	168	143	156	467	578	3673	21	174.90	-	178.11	=	-3.21	220	627	261	759
12	11/28/23	174	41	177	183	169	529	652	4202	24	175.08	-	174.90	=	0.18	220	627	261	759
13	12/05/23	175	40	126	126	148	400	520	4602	27	170.44	-	175.08	=	-4.64	220	627	261	759
14	12/12/23	170	45	159	201	186	546	681	5148	30	171.60	-	170.44	=	1.16	220	627	261	759
15	12/19/23	171	44	160	144	166	470	602	5618	33	170.24	-	171.60	=	-1.36	220	627	261	759
16	01/09/24	170	45	173	161	144	478	613	6096	36	169.33	-	170.24	=	-0.91	220	627	261	759

End of 1st split

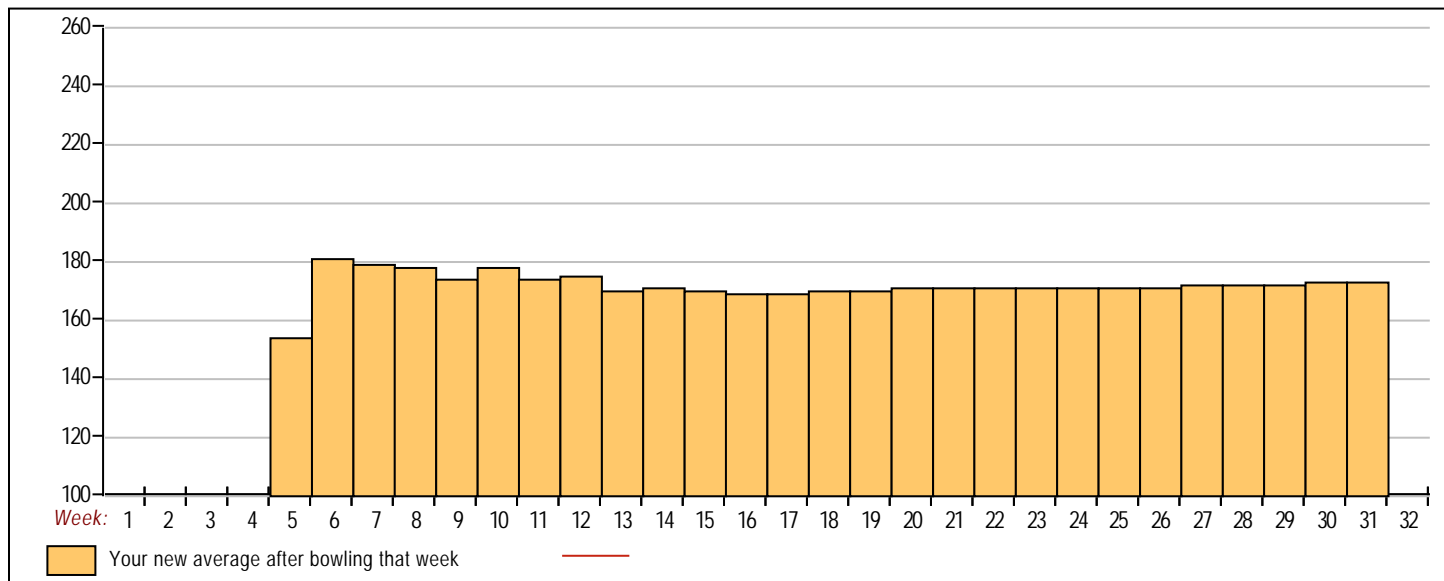
17	01/16/24	169	45	146	205	175	526	661	6622	39	169.79	-	169.33	=	0.46	220	627	261	759
18	01/23/24	169	45	173	197	177	547	682	7169	42	170.69	-	169.79	=	0.90	220	627	261	759
19	01/30/24	170	45	198	193	113	504	639	7673	45	170.51	-	170.69	=	-0.18	220	627	261	759
20	02/06/24	170	45	184	187	166	537	672	8210	48	171.04	-	170.51	=	0.53	220	627	261	759
21	02/13/24	171	44	181	162	200	543	675	8753	51	171.63	-	171.04	=	0.59	220	627	261	759
22	02/20/24	171	44	169	175	169	513	645	9266	54	171.59	-	171.63	=	-0.03	220	627	261	759
23	02/27/24	171	44	171	148	204	523	655	9789	57	171.74	-	171.59	=	0.14	220	627	261	759
24	03/05/24	171	44	148	180	170	498	630	10287	60	171.45	-	171.74	=	-0.29	220	627	261	759
25	03/12/24	171	44	192	202	151	545	677	10832	63	171.94	-	171.45	=	0.49	220	627	261	759
26	03/19/24	171	44	156	193	159	508	640	11340	66	171.82	-	171.94	=	-0.12	220	627	261	759
27	03/26/24	171	44	148	188	251	587	719	11927	69	172.86	-	171.82	=	1.04	251	627	295	759
28	04/02/24	172	43	151	163	169	483	612	12410	72	172.36	-	172.86	=	-0.49	251	627	295	759
29	04/09/24	172	43	175	154	169	498	627	12908	75	172.11	-	172.36	=	-0.25	251	627	295	759
30	04/16/24	172	43	165	224	207	596	725	13504	78	173.13	-	172.11	=	1.02	251	627	295	759
31	04/23/24	173	42	227	149	157	533	659	14037	81	173.30	-	173.13	=	0.17	251	627	295	759

<100	100's	125's	150's	175's	200's	225's	250's	275's	300's
	1	13	30	23	12	1	1		
<400	400's	450's	500's	550's	600's	650's	700's	750's	800's
	1	8	14	3	1				

Avg of Game 1 **Avg of Game 2** **Avg of Game 3**
 170.33 176.41 173.15

High game of 251 on week 27 High series of 627 on week 6 High average of 181.50 after bowling week 6
 Low game of 113 on week 19 Low series of 400 on week 13 Low average of 154.00 after bowling week 5

High Scores by Game
 Game #1: 227 on week 31 Game #2: 224 on week 30 Game #3: 251 on week 27



Note: This report includes information through April 23 which is Week 31 of 32

Tony Tam's Bowling Record - Team 15: Team 15

Week No.	Bowling Date	Old Avg	Old HDCP	-1-	-2-	-3-	Total	HDCP Total	Pins	Gms	---Average Change---			High Game	High Sers	HDCP Game	HDCP Sers		
											New	Old	---> +/-						
1	09/05/23	bk182	34	212	182	199	593	695	593	3	197.67	-	0.00	=	197.67	212	593	246	695
2	09/12/23	bk182	34	221	224	180	625	727	1218	6	203.00	-	197.67	=	5.33	224	625	258	727
3	09/19/23	bk182	34	186	160	197	543	645	1761	9	195.67	-	203.00	=	-7.33	224	625	258	727
4	09/26/23	195	22	208	161	178	547	613	2308	12	192.33	-	195.67	=	-3.33	224	625	258	727
5	10/10/23	192	25	154	163	168	485	560	2793	15	186.20	-	192.33	=	-6.13	224	625	258	727
6	10/17/23	186	30	149	189	166	504	594	3297	18	183.17	-	186.20	=	-3.03	224	625	258	727
7	10/24/23	183	33	148	164	210	522	621	3819	21	181.86	-	183.17	=	-1.31	224	625	258	727
8	10/31/23	181	0				0	0	3819	21	181.86	-	181.86	=	0.00	224	625	258	727
9	11/07/23	181	35	222	172	161	555	660	4374	24	182.25	-	181.86	=	0.39	224	625	258	727
10	11/14/23	182	34	160	203	213	576	678	4950	27	183.33	-	182.25	=	1.08	224	625	258	727
11	11/21/23	183	0				0	0	4950	27	183.33	-	183.33	=	0.00	224	625	258	727
12	11/28/23	183	0				0	0	4950	27	183.33	-	183.33	=	0.00	224	625	258	727
13	12/05/23	183	33	214	194	237	645	744	5595	30	186.50	-	183.33	=	3.17	237	645	270	744
14	12/12/23	186	30	140	164	210	514	604	6109	33	185.12	-	186.50	=	-1.38	237	645	270	744
15	12/19/23	185	31	204	189	147	540	633	6649	36	184.69	-	185.12	=	-0.43	237	645	270	744
16	01/09/24	184	32	198	259	193	650	746	7299	39	187.15	-	184.69	=	2.46	259	650	291	746

End of 1st split

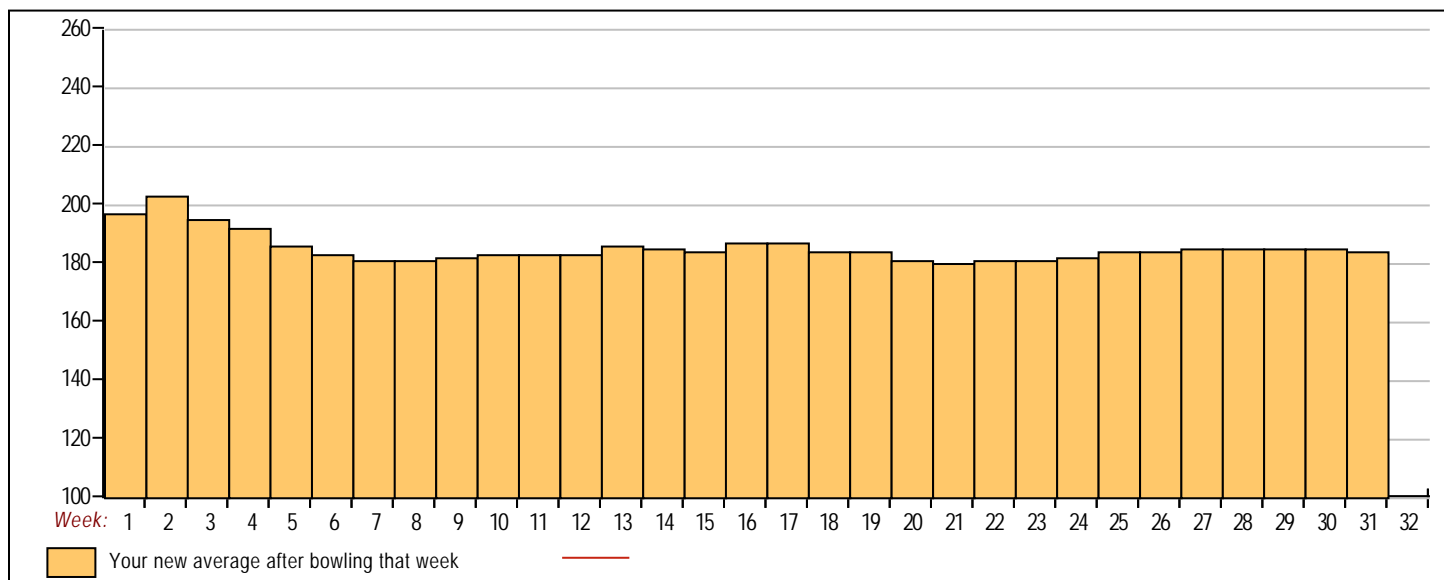
17	01/16/24	187	0				0	0	7299	39	187.15	-	187.15	=	0.00	259	650	291	746
18	01/23/24	187	29	147	159	140	446	533	7745	42	184.40	-	187.15	=	-2.75	259	650	291	746
19	01/30/24	184	0				0	0	7745	42	184.40	-	184.40	=	0.00	259	650	291	746
20	02/06/24	184	32	191	141	103	435	531	8180	45	181.78	-	184.40	=	-2.63	259	650	291	746
21	02/13/24	181	35	141	203	141	485	590	8665	48	180.52	-	181.78	=	-1.26	259	650	291	746
22	02/20/24	180	36	175	202	190	567	675	9232	51	181.02	-	180.52	=	0.50	259	650	291	746
23	02/27/24	181	35	168	177	204	549	654	9781	54	181.13	-	181.02	=	0.11	259	650	291	746
24	03/05/24	181	35	190	242	213	645	750	10426	57	182.91	-	181.13	=	1.78	259	650	291	750
25	03/12/24	182	34	259	195	199	653	755	11079	60	184.65	-	182.91	=	1.74	259	653	293	755
26	03/19/24	184	0				0	0	11079	60	184.65	-	184.65	=	0.00	259	653	293	755
27	03/26/24	184	32	178	212	191	581	677	11660	63	185.08	-	184.65	=	0.43	259	653	293	755
28	04/02/24	185	0				0	0	11660	63	185.08	-	185.08	=	0.00	259	653	293	755
29	04/09/24	185	31	180	194	196	570	663	12230	66	185.30	-	185.08	=	0.22	259	653	293	755
30	04/16/24	185	31	216	192	133	541	634	12771	69	185.09	-	185.30	=	-0.22	259	653	293	755
31	04/23/24	185	31	170	141	178	489	582	13260	72	184.17	-	185.09	=	-0.92	259	653	293	755

<100	100's	125's	150's	175's	200's	225's	250's	275's	300's
	1	11	14	25	17	2	2		
<400	400's	450's	500's	550's	600's	650's	700's	750's	800's
	2	3	8	6	3	2			

Avg of Game 1	Avg of Game 2	Avg of Game 3
184.63	186.75	181.13

High game of 259 on week 16 High series of 653 on week 25 High average of 203.00 after bowling week 2
 Low game of 103 on week 20 Low series of 435 on week 20 Low average of 180.52 after bowling week 21

High Scores by Game
 Game #1: 259 on week 25 Game #2: 259 on week 16 Game #3: 237 on week 13



Note: This report includes information through April 23 which is Week 31 of 32

Trang To's Bowling Record - Team 15: Team 15

Week No.	Bowling Date	Old Avg	Old HDCP	-1-	-2-	-3-	Total	HDCP Total	Pins	Gms	---Average Change---			High Game	High Sers	HDCP Game	HDCP Sers		
											New	Old	---> +/-						
1	09/05/23	bk126	0				0	0	0	0	-	0.00	=	0.00	0	0			
2	09/12/23	bk126	0				0	0	0	0	-	0.00	=	0.00	0	0			
3	09/19/23	bk126	84	159	170	102	431	683	431	3	143.67	-	0.00	=	143.67	170	431	254	683
4	09/26/23	bk126	84	127	89	155	371	623	802	6	133.67	-	143.67	=	-10.00	170	431	254	683
5	10/10/23	bk126	0				0	0	802	6	133.67	-	133.67	=	0.00	170	431	254	683
6	10/17/23	bk126	0				0	0	802	6	133.67	-	133.67	=	0.00	170	431	254	683
7	10/24/23	bk126	0				0	0	802	6	133.67	-	133.67	=	0.00	170	431	254	683
8	10/31/23	bk126	0				0	0	802	6	133.67	-	133.67	=	0.00	170	431	254	683
9	11/07/23	bk126	0				0	0	802	6	133.67	-	133.67	=	0.00	170	431	254	683
10	11/14/23	bk126	0				0	0	802	6	133.67	-	133.67	=	0.00	170	431	254	683
11	11/21/23	bk126	0				0	0	802	6	133.67	-	133.67	=	0.00	170	431	254	683
12	11/28/23	bk126	84	126	135	130	391	643	1193	9	132.56	-	133.67	=	-1.11	170	431	254	683
13	12/05/23	132	0				0	0	1193	9	132.56	-	132.56	=	0.00	170	431	254	683
14	12/12/23	132	0				0	0	1193	9	132.56	-	132.56	=	0.00	170	431	254	683
15	12/19/23	132	79	110	127	169	406	643	1599	12	133.25	-	132.56	=	0.69	170	431	254	683
16	01/09/24	133	0				0	0	1599	12	133.25	-	133.25	=	0.00	170	431	254	683

End of 1st split

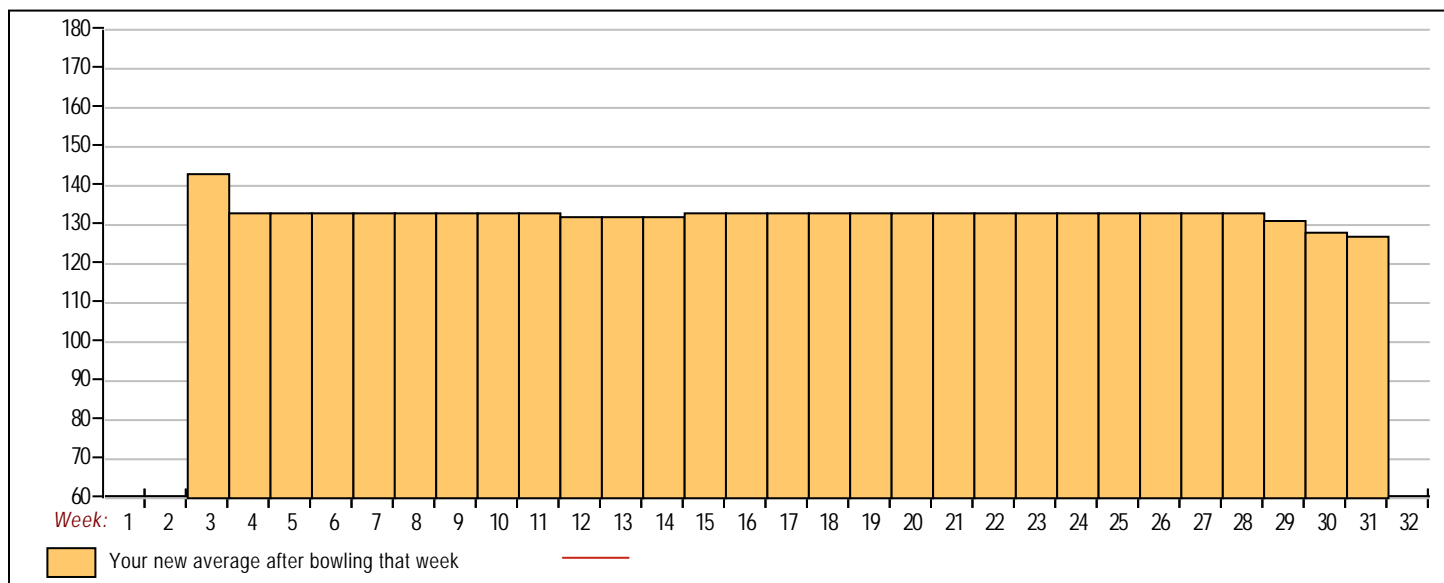
17	01/16/24	133	0				0	0	1599	12	133.25	-	133.25	=	0.00	170	431	254	683
18	01/23/24	133	0				0	0	1599	12	133.25	-	133.25	=	0.00	170	431	254	683
19	01/30/24	133	0				0	0	1599	12	133.25	-	133.25	=	0.00	170	431	254	683
20	02/06/24	133	0				0	0	1599	12	133.25	-	133.25	=	0.00	170	431	254	683
21	02/13/24	133	0				0	0	1599	12	133.25	-	133.25	=	0.00	170	431	254	683
22	02/20/24	133	0				0	0	1599	12	133.25	-	133.25	=	0.00	170	431	254	683
23	02/27/24	133	0				0	0	1599	12	133.25	-	133.25	=	0.00	170	431	254	683
24	03/05/24	133	0				0	0	1599	12	133.25	-	133.25	=	0.00	170	431	254	683
25	03/12/24	133	0				0	0	1599	12	133.25	-	133.25	=	0.00	170	431	254	683
26	03/19/24	133	0				0	0	1599	12	133.25	-	133.25	=	0.00	170	431	254	683
27	03/26/24	133	0				0	0	1599	12	133.25	-	133.25	=	0.00	170	431	254	683
28	04/02/24	133	78	132	136	135	403	637	2002	15	133.47	-	133.25	=	0.22	170	431	254	683
29	04/09/24	133	78	124	121	122	367	601	2369	18	131.61	-	133.47	=	-1.86	170	431	254	683
30	04/16/24	131	80	80	137	121	338	578	2707	21	128.90	-	131.61	=	-2.71	170	431	254	683
31	04/23/24	128	82	144	107	104	355	601	3062	24	127.58	-	128.90	=	-1.32	170	431	254	683

<u><100</u>	<u>100's</u>	<u>125's</u>	<u>150's</u>	<u>175's</u>	<u>200's</u>	<u>225's</u>	<u>250's</u>	<u>275's</u>	<u>300's</u>
2	8	10	4						
<u><400</u>	<u>400's</u>	<u>450's</u>	<u>500's</u>	<u>550's</u>	<u>600's</u>	<u>650's</u>	<u>700's</u>	<u>750's</u>	<u>800's</u>
5	3								

Avg of Game 1 Avg of Game 2 Avg of Game 3
125.25 127.75 129.75

High game of 170 on week 3 High series of 431 on week 3 High average of 143.67 after bowling week 3
Low game of 80 on week 30 Low series of 338 on week 30 Low average of 127.58 after bowling week 31

High Scores by Game
Game #1: 159 on week 3 Game #2: 170 on week 3 Game #3: 169 on week 15



Note: This report includes information through April 23 which is Week 31 of 32

Austin Carpenter's Bowling Record - Team 15: Team 15

Week No.	Bowling Date	Old Avg	Old HDCP	-1-	-2-	-3-	Total	HDCP Total	Pins	Gms	---Average Change---			High Game	High Sers	HDCP Game	HDCP Sers		
											New	Old	---> +/-						
1	09/05/23	bk175	40	161	176	148	485	605	485	3	161.67	-	0.00	=	161.67	176	485	216	605
2	09/12/23	bk175	40	186	139	172	497	617	982	6	163.67	-	161.67	=	2.00	186	497	226	617
3	09/19/23	bk175	40	126	147	169	442	562	1424	9	158.22	-	163.67	=	-5.44	186	497	226	617
4	09/26/23	165	49	165	159	133	457	604	1881	12	156.75	-	158.22	=	-1.47	186	497	226	617
5	10/10/23	165	49	161	161	124	446	593	2327	15	155.13	-	156.75	=	-1.62	186	497	226	617
6	10/17/23	165	49	a165	a165	a165	495	642	2327	15	155.13	-	155.13	=	0.00	186	497	226	617
7	10/24/23	165	49	a165	a165	a165	495	642	2327	15	155.13	-	155.13	=	0.00	186	497	226	617
8	10/31/23	165	49	220	167	146	533	680	2860	18	158.89	-	155.13	=	3.76	220	533	269	680
9	11/07/23	165	49	210	156	165	531	678	3391	21	161.48	-	158.89	=	2.59	220	533	269	680
10	11/14/23	165	0				0	0	3391	21	161.48	-	161.48	=	0.00	220	533	269	680
11	11/21/23	165	49	a165	a165	a165	495	642	3391	21	161.48	-	161.48	=	0.00	220	533	269	680
12	11/28/23	165	49	154	195	136	485	632	3876	24	161.50	-	161.48	=	0.02	220	533	269	680
13	12/05/23	165	0				0	0	3876	24	161.50	-	161.50	=	0.00	220	533	269	680
14	12/12/23	165	0				0	0	3876	24	161.50	-	161.50	=	0.00	220	533	269	680
15	12/19/23	165	49	a165	a165	a165	495	642	3876	24	161.50	-	161.50	=	0.00	220	533	269	680
16	01/09/24	165	49	156	128	189	473	620	4349	27	161.07	-	161.50	=	-0.43	220	533	269	680

End of 1st split

17	01/16/24	165	49	191	148	221	560	707	4909	30	163.63	-	161.07	=	2.56	221	560	270	707
18	01/23/24	165	49	160	168	190	518	665	5427	33	164.45	-	163.63	=	0.82	221	560	270	707
19	01/30/24	165	49	179	126	127	432	579	5859	36	162.75	-	164.45	=	-1.70	221	560	270	707
20	02/06/24	165	49	159	131	157	447	594	6306	39	161.69	-	162.75	=	-1.06	221	560	270	707
21	02/13/24	165	49	159	154	184	497	644	6803	42	161.98	-	161.69	=	0.28	221	560	270	707
22	02/20/24	165	0				0	0	6803	42	161.98	-	161.98	=	0.00	221	560	270	707
23	02/27/24	165	49	148	148	124	420	567	7223	45	160.51	-	161.98	=	-1.47	221	560	270	707
24	03/05/24	165	49	197	172	172	541	688	7764	48	161.75	-	160.51	=	1.24	221	560	270	707
25	03/12/24	165	49	172	166	176	514	661	8278	51	162.31	-	161.75	=	0.56	221	560	270	707
26	03/19/24	165	49	173	186	193	552	699	8830	54	163.52	-	162.31	=	1.20	221	560	270	707
27	03/26/24	165	49	176	177	123	476	623	9306	57	163.26	-	163.52	=	-0.26	221	560	270	707
28	04/02/24	165	49	a165	a165	a165	495	642	9306	57	163.26	-	163.26	=	0.00	221	560	270	707
29	04/09/24	165	49	212	189	191	592	739	9898	60	164.97	-	163.26	=	1.70	221	592	270	739
30	04/16/24	165	49	175	149	153	477	624	10375	63	164.68	-	164.97	=	-0.28	221	592	270	739
31	04/23/24	165	49				0	0	10375	63	164.68	-	164.68	=	0.00	221	592	270	739

<100	100's	125's	150's	175's	200's	225's	250's	275's	300's
	3	15	24	17	4				
<400	400's	450's	500's	550's	600's	650's	700's	750's	800's
	5	8	5	3					

Avg of Game 1 **Avg of Game 2** **Avg of Game 3**
 173.33 159.14 161.57

High game of 221 on week 17 High series of 592 on week 29 High average of 164.97 after bowling week 29
 Low game of 123 on week 27 Low series of 420 on week 23 Low average of 155.13 after bowling week 5

High Scores by Game
 Game #1: 220 on week 8 Game #2: 195 on week 12 Game #3: 221 on week 17

