

Note: This report includes information through April 23 which is Week 31 of 32

**Tylon Leung's Bowling Record - Team 14: Team 14**

Week No.	Bowling Date	Old Avg	Old HDCP	-1-	-2-	-3-	Total	HDCP Total	Pins	Gms	---Average Change---			High Game	High Sers	HDCP Game	HDCP Sers		
											New	Old	---> +/-						
1	09/05/23	bk204	14	214	194	237	645	687	645	3	215.00	-	0.00	=	215.00	237	645	251	687
2	09/12/23	bk204	14	180	269	195	644	686	1289	6	214.83	-	215.00	=	-0.17	269	645	283	687
3	09/19/23	bk204	0				0	0	1289	6	214.83	-	214.83	=	0.00	269	645	283	687
4	09/26/23	bk204	14	194	216	208	618	660	1907	9	211.89	-	214.83	=	-2.94	269	645	283	687
5	10/10/23	211	8	191	246	200	637	661	2544	12	212.00	-	211.89	=	0.11	269	645	283	687
6	10/17/23	212	7	232	193	243	668	689	3212	15	214.13	-	212.00	=	2.13	269	668	283	689
7	10/24/23	214	5	213	211	201	625	640	3837	18	213.17	-	214.13	=	-0.97	269	668	283	689
8	10/31/23	213	0				0	0	3837	18	213.17	-	213.17	=	0.00	269	668	283	689
9	11/07/23	213	6	193	217	177	587	605	4424	21	210.67	-	213.17	=	-2.50	269	668	283	689
10	11/14/23	210	9	267	196	204	667	694	5091	24	212.13	-	210.67	=	1.46	269	668	283	694
11	11/21/23	212	7	175	258	179	612	633	5703	27	211.22	-	212.13	=	-0.90	269	668	283	694
12	11/28/23	211	0				0	0	5703	27	211.22	-	211.22	=	0.00	269	668	283	694
13	12/05/23	211	8	183	212	227	622	646	6325	30	210.83	-	211.22	=	-0.39	269	668	283	694
14	12/12/23	210	0				0	0	6325	30	210.83	-	210.83	=	0.00	269	668	283	694
15	12/19/23	210	9	237	234	213	684	711	7009	33	212.39	-	210.83	=	1.56	269	684	283	711
16	01/09/24	212	7	201	228	181	610	631	7619	36	211.64	-	212.39	=	-0.76	269	684	283	711

**End of 1st split**

17	01/16/24	211	8	190	246	177	613	637	8232	39	211.08	-	211.64	=	-0.56	269	684	283	711
18	01/23/24	211	8	162	226	203	591	615	8823	42	210.07	-	211.08	=	-1.01	269	684	283	711
19	01/30/24	210	9	224	181	208	613	640	9436	45	209.69	-	210.07	=	-0.38	269	684	283	711
20	02/06/24	209	9	257	189	200	646	673	10082	48	210.04	-	209.69	=	0.35	269	684	283	711
21	02/13/24	210	9	216	236	249	701	728	10783	51	211.43	-	210.04	=	1.39	269	701	283	728
22	02/20/24	211	8	195	233	268	696	720	11479	54	212.57	-	211.43	=	1.14	269	701	283	728
23	02/27/24	212	7	247	258	216	721	742	12200	57	214.04	-	212.57	=	1.46	269	721	283	742
24	03/05/24	214	5	222	195	201	618	633	12818	60	213.63	-	214.04	=	-0.40	269	721	283	742
25	03/12/24	213	6	153	175	191	519	537	13337	63	211.70	-	213.63	=	-1.93	269	721	283	742
26	03/19/24	211	0				0	0	13337	63	211.70	-	211.70	=	0.00	269	721	283	742
27	03/26/24	211	0				0	0	13337	63	211.70	-	211.70	=	0.00	269	721	283	742
28	04/02/24	211	8	202	174	213	589	613	13926	66	211.00	-	211.70	=	-0.70	269	721	283	742
29	04/09/24	211	8	151	190	237	578	602	14504	69	210.20	-	211.00	=	-0.80	269	721	283	742
30	04/16/24	210	0				0	0	14504	69	210.20	-	210.20	=	0.00	269	721	283	742
31	04/23/24	210	9	182	215	202	599	626	15103	72	209.76	-	210.20	=	-0.44	269	721	283	742

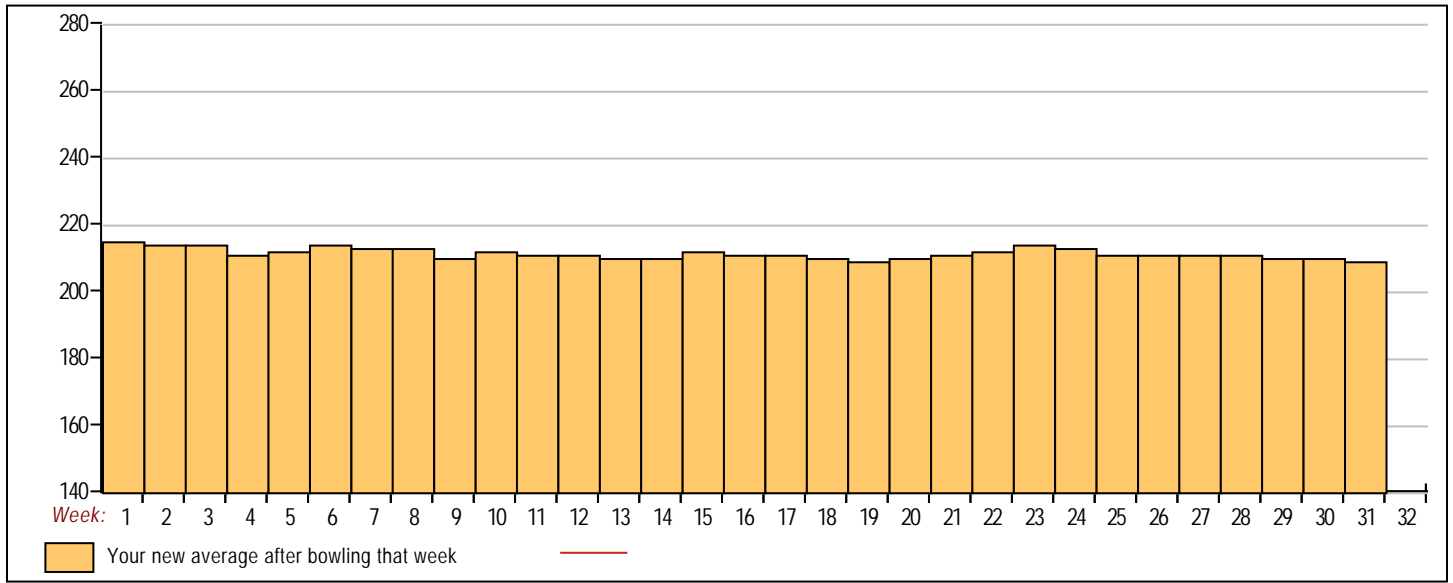


<100	100's	125's	150's	175's	200's	225's	250's	275's	300's
			4	23	24	15	6		
<400	400's	450's	500's	550's	600's	650's	700's	750's	800's
			1	5	12	4	2		

Avg of Game 1	Avg of Game 2	Avg of Game 3
203.38	216.33	209.58

High game of 269 on week 2      High series of 721 on week 23      High average of 215.00 after bowling week 1  
 Low game of 151 on week 29      Low series of 519 on week 25      Low average of 209.69 after bowling week 19

High Scores by Game  
 Game #1: 267 on week 10    Game #2: 269 on week 2    Game #3: 268 on week 22



Note: This report includes information through April 23 which is Week 31 of 32

**Alex Chuang's Bowling Record - Team 14: Team 14**

Week No.	Bowling Date	Old Avg	Old HDCP	-1-	-2-	-3-	Total	HDCP Total	Pins	Gms	---Average Change---			High Game	High Sers	HDCP Game	HDCP Sers		
											New	Old	Change +/-						
<b>End of 1st split</b>																			
21	02/13/24	bk154	0				0	0	0	0	-	0.00	=	0.00	0	0			
22	02/20/24	bk154	0				0	0	0	0	-	0.00	=	0.00	0	0			
23	02/27/24	bk154	0				0	0	0	0	-	0.00	=	0.00	0	0			
24	03/05/24	bk154	0				0	0	0	0	-	0.00	=	0.00	0	0			
25	03/12/24	bk154	59	199	182	117	498	675	498	3	166.00	-	0.00	=	166.00	199	498	258	675
26	03/19/24	bk154	0				0	0	498	3	166.00	-	166.00	=	0.00	199	498	258	675
27	03/26/24	bk154	0				0	0	498	3	166.00	-	166.00	=	0.00	199	498	258	675
28	04/02/24	bk154	59	211	131	205	547	724	1045	6	174.17	-	166.00	=	8.17	211	547	270	724
29	04/09/24	bk154	59	162	150	196	508	685	1553	9	172.56	-	174.17	=	-1.61	211	547	270	724
30	04/16/24	172	43	181	192	218	591	720	2144	12	178.67	-	172.56	=	6.11	218	591	270	724
31	04/23/24	178	37	158	137	173	468	579	2612	15	174.13	-	178.67	=	-4.53	218	591	270	724

<100	100's	125's	150's	175's	200's	225's	250's	275's	300's
	1	2	4	5	3				
<400	400's	450's	500's	550's	600's	650's	700's	750's	800's
		2	2	1					

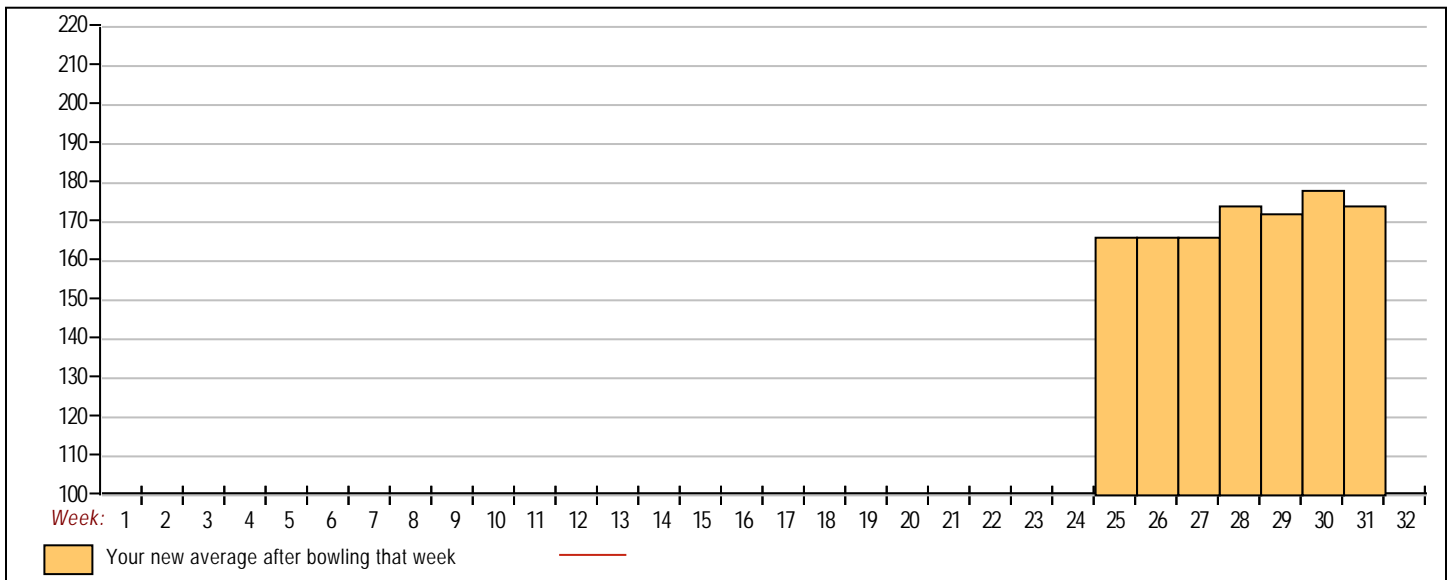
**Avg of Game 1**    **Avg of Game 2**    **Avg of Game 3**

182.20                      158.40                      181.80

High game of 218 on week 30                      High series of 591 on week 30                      High average of 178.67 after bowling week 30  
 Low game of 117 on week 25                      Low series of 468 on week 31                      Low average of 166.00 after bowling week 25

High Scores by Game

Game #1: 211 on week 28    Game #2: 192 on week 30    Game #3: 218 on week 30



Note: This report includes information through April 23 which is Week 31 of 32

Robert Lim's Bowling Record - Team 14: Team 14

Table with columns: Week No., Bowling Date, Old Avg, Old HDCP, -1-, -2-, -3-, Total, HDCP Total, Pins, Gms, ---Average Change--- (New - Old ---> +/-), High Game, High Sers, HDCP Game, HDCP Sers. Rows 1-16.

End of 1st split

Table with columns: Week No., Bowling Date, Old Avg, Old HDCP, -1-, -2-, -3-, Total, HDCP Total, Pins, Gms, ---Average Change--- (New - Old ---> +/-), High Game, High Sers, HDCP Game, HDCP Sers. Rows 17-31.

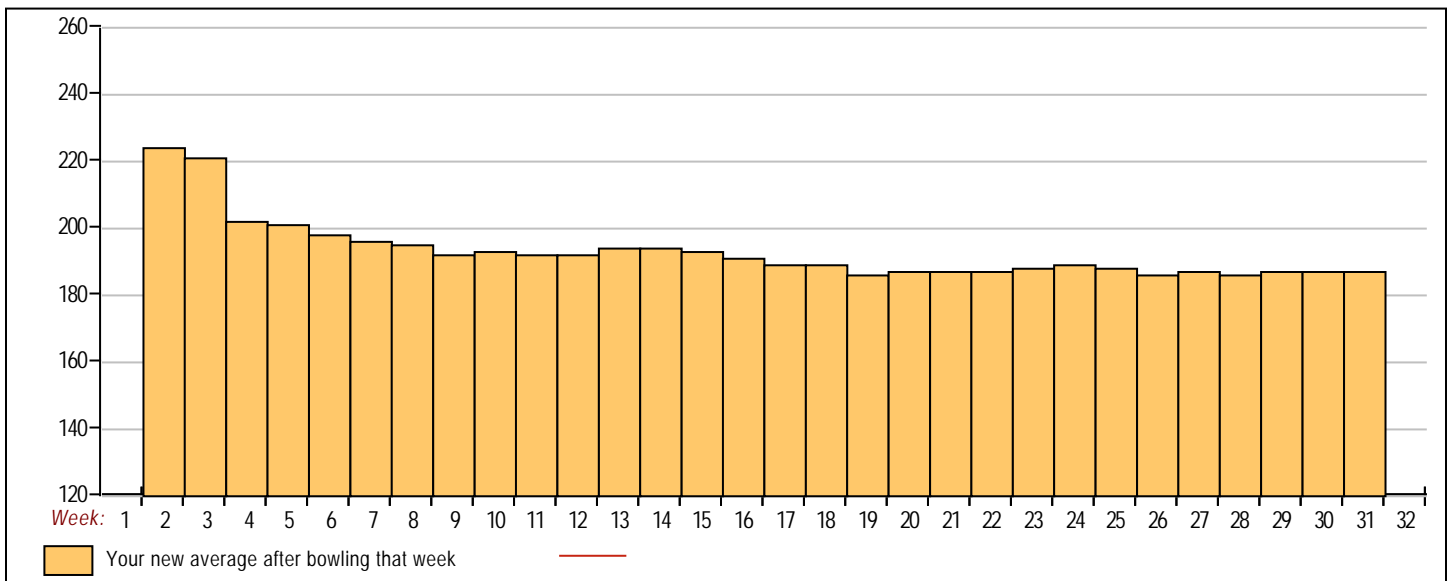


Summary table with columns: <100, 100's, 125's, 150's, 175's, 200's, 225's, 250's, 275's, 300's, <400, 400's, 450's, 500's, 550's, 600's, 650's, 700's, 750's, 800's. Values: 9, 18, 31, 20, 9, 1, 4, 7, 8, 6, 3.

Summary table with columns: Avg of Game 1, Avg of Game 2, Avg of Game 3. Values: 181.07, 190.24, 192.34.

High game of 247 on week 2 High series of 672 on week 2 High average of 224.00 after bowling week 2  
Low game of 135 on week 19 Low series of 440 on week 19 Low average of 186.60 after bowling week 28

High Scores by Game  
Game #1: 235 on week 29 Game #2: 234 on week 13 Game #3: 247 on week 2



Note: This report includes information through April 23 which is Week 31 of 32

**Albert V-Ribeiro's Bowling Record - Team 14: Team 14**

Week No.	Bowling Date	Old Avg	Old HDCP	-1-	-2-	-3-	Total	HDCP Total	Pins	Gms	---Average Change---			High Game	High Sers	HDCP Game	HDCP Sers		
											New	Old	---> +/-						
1	09/05/23	bk155	58	133	143	154	430	604	430	3	143.33	-	0.00	=	143.33	154	430	212	604
2	09/12/23	bk155	0				0	0	430	3	143.33	-	143.33	=	0.00	154	430	212	604
3	09/19/23	bk155	58	151	148	179	478	652	908	6	151.33	-	143.33	=	8.00	179	478	237	652
4	09/26/23	bk155	0				0	0	908	6	151.33	-	151.33	=	0.00	179	478	237	652
5	10/10/23	bk155	0				0	0	908	6	151.33	-	151.33	=	0.00	179	478	237	652
6	10/17/23	bk155	58	146	124	134	404	578	1312	9	145.78	-	151.33	=	-5.56	179	478	237	652
7	10/24/23	145	0				0	0	1312	9	145.78	-	145.78	=	0.00	179	478	237	652
8	10/31/23	145	67	123	138	184	445	646	1757	12	146.42	-	145.78	=	0.64	184	478	251	652
9	11/07/23	146	0				0	0	1757	12	146.42	-	146.42	=	0.00	184	478	251	652
10	11/14/23	146	66	175	174	129	478	676	2235	15	149.00	-	146.42	=	2.58	184	478	251	676
11	11/21/23	149	63	144	127	169	440	629	2675	18	148.61	-	149.00	=	-0.39	184	478	251	676
12	11/28/23	148	64	146	137	116	399	591	3074	21	146.38	-	148.61	=	-2.23	184	478	251	676
13	12/05/23	146	0				0	0	3074	21	146.38	-	146.38	=	0.00	184	478	251	676
14	12/12/23	146	66	132	162	158	452	650	3526	24	146.92	-	146.38	=	0.54	184	478	251	676
15	12/19/23	146	66	125	148	192	465	663	3991	27	147.81	-	146.92	=	0.90	192	478	258	676
16	01/09/24	147	0				0	0	3991	27	147.81	-	147.81	=	0.00	192	478	258	676

**End of 1st split**

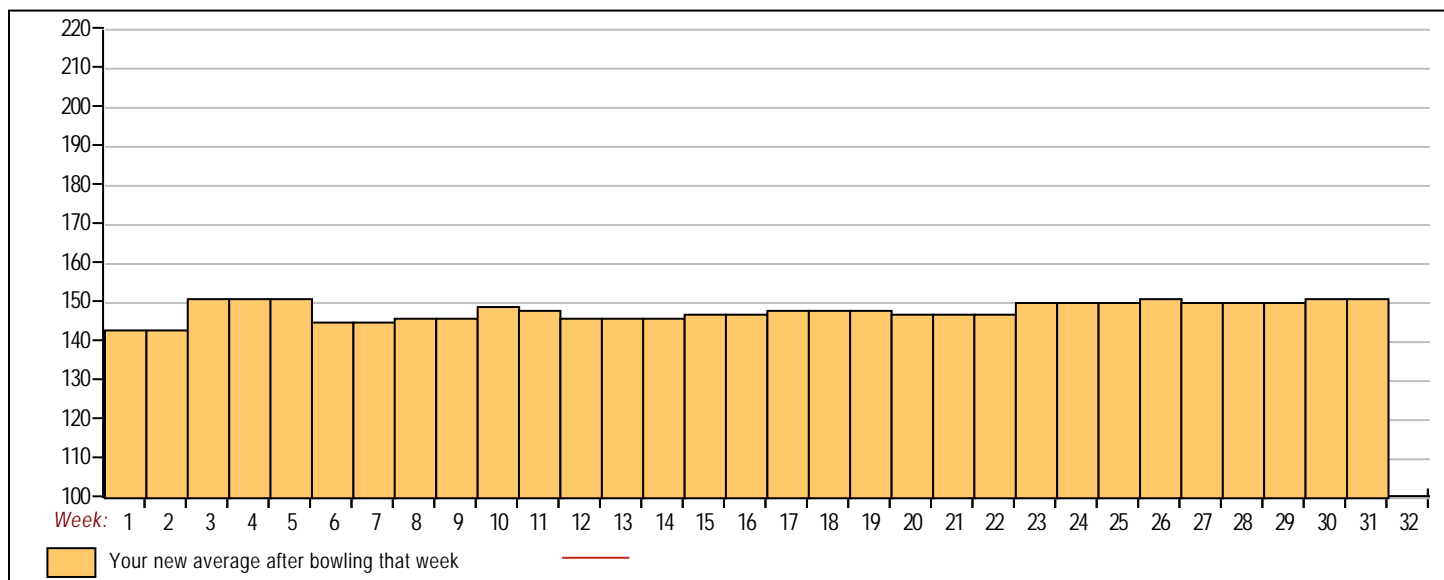
17	01/16/24	147	65	172	148	129	449	644	4440	30	148.00	-	147.81	=	0.19	192	478	258	676
18	01/23/24	148	0				0	0	4440	30	148.00	-	148.00	=	0.00	192	478	258	676
19	01/30/24	148	0				0	0	4440	30	148.00	-	148.00	=	0.00	192	478	258	676
20	02/06/24	148	64	149	154	128	431	623	4871	33	147.61	-	148.00	=	-0.39	192	478	258	676
21	02/13/24	147	65	a147	a147	a147	441	636	4871	33	147.61	-	147.61	=	0.00	192	478	258	676
22	02/20/24	147	65	167	129	136	432	627	5303	36	147.31	-	147.61	=	-0.30	192	478	258	676
23	02/27/24	147	65	162	188	216	566	761	5869	39	150.49	-	147.31	=	3.18	216	566	281	761
24	03/05/24	150	0				0	0	5869	39	150.49	-	150.49	=	0.00	216	566	281	761
25	03/12/24	150	0				0	0	5869	39	150.49	-	150.49	=	0.00	216	566	281	761
26	03/19/24	150	63	159	135	181	475	664	6344	42	151.05	-	150.49	=	0.56	216	566	281	761
27	03/26/24	151	62	169	137	138	444	630	6788	45	150.84	-	151.05	=	-0.20	216	566	281	761
28	04/02/24	150	0				0	0	6788	45	150.84	-	150.84	=	0.00	216	566	281	761
29	04/09/24	150	0				0	0	6788	45	150.84	-	150.84	=	0.00	216	566	281	761
30	04/16/24	150	63	185	164	134	483	672	7271	48	151.48	-	150.84	=	0.63	216	566	281	761
31	04/23/24	151	62				0	0	7271	48	151.48	-	151.48	=	0.00	216	566	281	761

<u>&lt;100</u>	<u>100's</u>	<u>125's</u>	<u>150's</u>	<u>175's</u>	<u>200's</u>	<u>225's</u>	<u>250's</u>	<u>275's</u>	<u>300's</u>
	3	24	13	7	1				
<u>&lt;400</u>	<u>400's</u>	<u>450's</u>	<u>500's</u>	<u>550's</u>	<u>600's</u>	<u>650's</u>	<u>700's</u>	<u>750's</u>	<u>800's</u>
1	8	6		1					

Avg of Game 1    Avg of Game 2    Avg of Game 3  
152.38                      147.25                      154.81

High game of 216 on week 23                      High series of 566 on week 23                      High average of 151.48 after bowling week 30  
Low game of 116 on week 12                      Low series of 399 on week 12                      Low average of 143.33 after bowling week 1

High Scores by Game  
Game #1: 185 on week 30    Game #2: 188 on week 23    Game #3: 216 on week 23



Note: This report includes information through April 23 which is Week 31 of 32

**Harry Kwong's Bowling Record - Team 14: Team 14**

Week No.	Bowling Date	Old Avg	Old HDCP	-			Total	HDCP Total	Pins	Gms	---Average Change---			High Game	High Sers	HDCP Game	HDCP Sers		
				-1-	-2-	-3-					New	Old	---> +/-						
1	09/05/23	bk188	0				0	0	0	0	-	0.00	=	0.00	0	0			
2	09/12/23	bk188	28	172	208	184	564	648	564	3	188.00	-	0.00	=	188.00	208	564	236	648
3	09/19/23	bk188	28	205	218	206	629	713	1193	6	198.83	-	188.00	=	10.83	218	629	246	713
4	09/26/23	bk188	28	157	160	193	510	594	1703	9	189.22	-	198.83	=	-9.61	218	629	246	713
5	10/10/23	189	27	181	205	195	581	662	2284	12	190.33	-	189.22	=	1.11	218	629	246	713
6	10/17/23	190	0				0	0	2284	12	190.33	-	190.33	=	0.00	218	629	246	713
7	10/24/23	190	27	152	184	199	535	616	2819	15	187.93	-	190.33	=	-2.40	218	629	246	713
8	10/31/23	187	29	187	185	258	630	717	3449	18	191.61	-	187.93	=	3.68	258	630	287	717
9	11/07/23	191	26	221	187	179	587	665	4036	21	192.19	-	191.61	=	0.58	258	630	287	717
10	11/14/23	192	0				0	0	4036	21	192.19	-	192.19	=	0.00	258	630	287	717
11	11/21/23	192	0				0	0	4036	21	192.19	-	192.19	=	0.00	258	630	287	717
12	11/28/23	192	25	180	188	185	553	628	4589	24	191.21	-	192.19	=	-0.98	258	630	287	717
13	12/05/23	191	26	184	202	160	546	624	5135	27	190.19	-	191.21	=	-1.02	258	630	287	717
14	12/12/23	190	27	214	169	200	583	664	5718	30	190.60	-	190.19	=	0.41	258	630	287	717
15	12/19/23	190	0				0	0	5718	30	190.60	-	190.60	=	0.00	258	630	287	717
16	01/09/24	190	27	161	172	180	513	594	6231	33	188.82	-	190.60	=	-1.78	258	630	287	717

**End of 1st split**

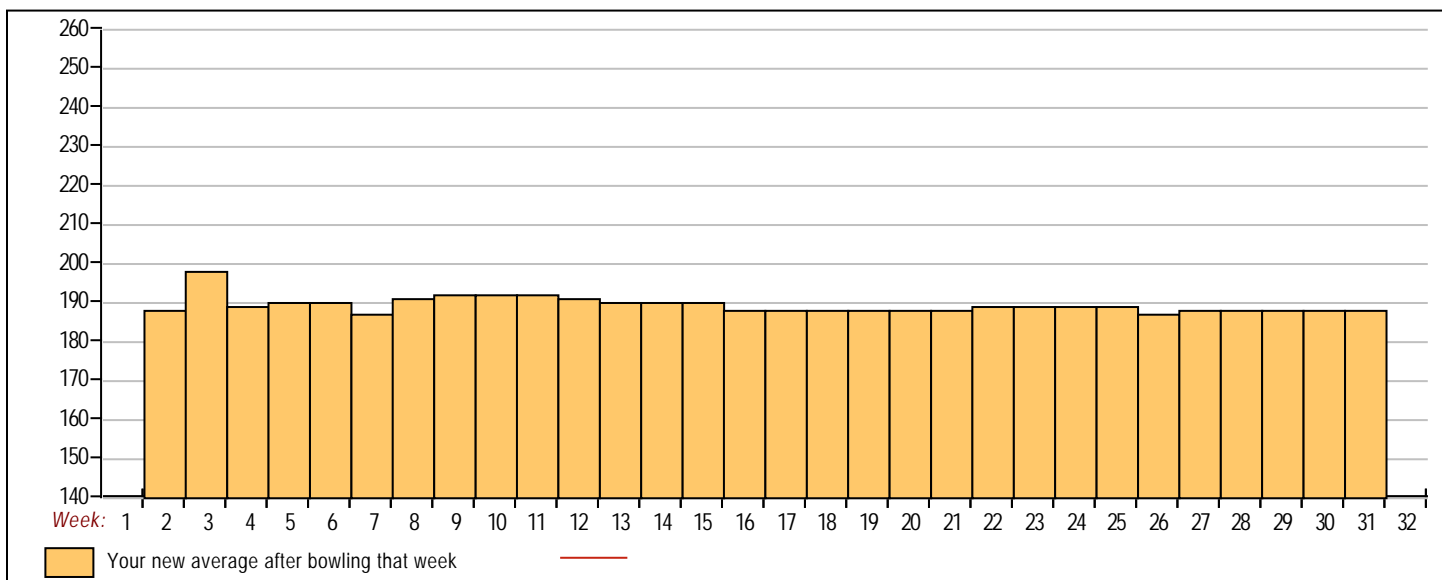
17	01/16/24	188	0				0	0	6231	33	188.82	-	188.82	=	0.00	258	630	287	717
18	01/23/24	188	28	177	168	221	566	650	6797	36	188.81	-	188.82	=	-0.01	258	630	287	717
19	01/30/24	188	28	190	183	172	545	629	7342	39	188.26	-	188.81	=	-0.55	258	630	287	717
20	02/06/24	188	0				0	0	7342	39	188.26	-	188.26	=	0.00	258	630	287	717
21	02/13/24	188	0				0	0	7342	39	188.26	-	188.26	=	0.00	258	630	287	717
22	02/20/24	188	28	236	188	184	608	692	7950	42	189.29	-	188.26	=	1.03	258	630	287	717
23	02/27/24	189	0				0	0	7950	42	189.29	-	189.29	=	0.00	258	630	287	717
24	03/05/24	189	27	192	194	185	571	652	8521	45	189.36	-	189.29	=	0.07	258	630	287	717
25	03/12/24	189	0				0	0	8521	45	189.36	-	189.36	=	0.00	258	630	287	717
26	03/19/24	189	27	179	164	156	499	580	9020	48	187.92	-	189.36	=	-1.44	258	630	287	717
27	03/26/24	187	29	156	226	211	593	680	9613	51	188.49	-	187.92	=	0.57	258	630	287	717
28	04/02/24	188	0				0	0	9613	51	188.49	-	188.49	=	0.00	258	630	287	717
29	04/09/24	188	0				0	0	9613	51	188.49	-	188.49	=	0.00	258	630	287	717
30	04/16/24	188	0				0	0	9613	51	188.49	-	188.49	=	0.00	258	630	287	717
31	04/23/24	188	28				0	0	9613	51	188.49	-	188.49	=	0.00	258	630	287	717

<100	100's	125's	150's	175's	200's	225's	250's	275's	300's
			13	24	11	2	1		
<400	400's	450's	500's	550's	600's	650's	700's	750's	800's
		1	5	8	3				

Avg of Game 1	Avg of Game 2	Avg of Game 3
184.94	188.29	192.24

High game of 258 on week 8      High series of 630 on week 8      High average of 198.83 after bowling week 3  
 Low game of 152 on week 7      Low series of 499 on week 26      Low average of 187.92 after bowling week 26

High Scores by Game  
 Game #1: 236 on week 22    Game #2: 226 on week 27    Game #3: 258 on week 8



Note: This report includes information through April 23 which is Week 31 of 32

**Tom Yee's Bowling Record - Team 14: Team 14**

Week No.	Bowling Date	Old Avg	Old HDCP	HDCP			Total	HDCP Total	Pins	Gms	---Average Change---			High Game	High Sers	HDCP Game	HDCP Sers
				-1-	-2-	-3-					New - Old	--->	+/-				
1	09/05/23	bk195	22	244	158	189	591	657	591	3	197.00	- 0.00	= 197.00	244	591	266	657
2	09/12/23	bk195	0				0	0	591	3	197.00	- 197.00	= 0.00	244	591	266	657
3	09/19/23	bk195	0				0	0	591	3	197.00	- 197.00	= 0.00	244	591	266	657
4	09/26/23	bk195	0				0	0	591	3	197.00	- 197.00	= 0.00	244	591	266	657
5	10/10/23	bk195	0				0	0	591	3	197.00	- 197.00	= 0.00	244	591	266	657
6	10/17/23	bk195	0				0	0	591	3	197.00	- 197.00	= 0.00	244	591	266	657
7	10/24/23	bk195	0				0	0	591	3	197.00	- 197.00	= 0.00	244	591	266	657
8	10/31/23	bk195	0				0	0	591	3	197.00	- 197.00	= 0.00	244	591	266	657
9	11/07/23	bk195	0				0	0	591	3	197.00	- 197.00	= 0.00	244	591	266	657
10	11/14/23	bk195	0				0	0	591	3	197.00	- 197.00	= 0.00	244	591	266	657
11	11/21/23	bk195	0				0	0	591	3	197.00	- 197.00	= 0.00	244	591	266	657
12	11/28/23	bk195	0				0	0	591	3	197.00	- 197.00	= 0.00	244	591	266	657
13	12/05/23	bk195	0				0	0	591	3	197.00	- 197.00	= 0.00	244	591	266	657
14	12/12/23	bk195	0				0	0	591	3	197.00	- 197.00	= 0.00	244	591	266	657
15	12/19/23	bk195	0				0	0	591	3	197.00	- 197.00	= 0.00	244	591	266	657
16	01/09/24	bk195	0				0	0	591	3	197.00	- 197.00	= 0.00	244	591	266	657

**End of 1st split**

17	01/16/24	bk195	0				0	0	591	3	197.00	- 197.00	= 0.00	244	591	266	657
18	01/23/24	bk195	0				0	0	591	3	197.00	- 197.00	= 0.00	244	591	266	657
19	01/30/24	bk195	0				0	0	591	3	197.00	- 197.00	= 0.00	244	591	266	657
20	02/06/24	bk195	0				0	0	591	3	197.00	- 197.00	= 0.00	244	591	266	657
21	02/13/24	bk195	0				0	0	591	3	197.00	- 197.00	= 0.00	244	591	266	657
22	02/20/24	bk195	0				0	0	591	3	197.00	- 197.00	= 0.00	244	591	266	657
23	02/27/24	bk195	0				0	0	591	3	197.00	- 197.00	= 0.00	244	591	266	657
24	03/05/24	bk195	0				0	0	591	3	197.00	- 197.00	= 0.00	244	591	266	657
25	03/12/24	bk195	0				0	0	591	3	197.00	- 197.00	= 0.00	244	591	266	657
26	03/19/24	bk195	0				0	0	591	3	197.00	- 197.00	= 0.00	244	591	266	657
27	03/26/24	bk195	0				0	0	591	3	197.00	- 197.00	= 0.00	244	591	266	657
28	04/02/24	bk195	0				0	0	591	3	197.00	- 197.00	= 0.00	244	591	266	657
29	04/09/24	bk195	0				0	0	591	3	197.00	- 197.00	= 0.00	244	591	266	657
30	04/16/24	bk195	0				0	0	591	3	197.00	- 197.00	= 0.00	244	591	266	657
31	04/23/24	bk195	22				0	0	591	3	197.00	- 197.00	= 0.00	244	591	266	657



<u>&lt;100</u>	<u>100's</u>	<u>125's</u>	<u>150's</u>	<u>175's</u>	<u>200's</u>	<u>225's</u>	<u>250's</u>	<u>275's</u>	<u>300's</u>
			1	1		1			
<u>&lt;400</u>	<u>400's</u>	<u>450's</u>	<u>500's</u>	<u>550's</u>	<u>600's</u>	<u>650's</u>	<u>700's</u>	<u>750's</u>	<u>800's</u>
				1					

<u>Avg of Game 1</u>	<u>Avg of Game 2</u>	<u>Avg of Game 3</u>
244.00	158.00	189.00

High game of 244 on week 1      High series of 591 on week 1      High average of 197.00 after bowling week 1  
 Low game of 158 on week 1      Low series of 591 on week 1      Low average of 197.00 after bowling week 1

High Scores by Game  
 Game #1: 244 on week 1    Game #2: 158 on week 1    Game #3: 189 on week 1

