

Note: This report includes information through April 23 which is Week 31 of 32

Thomas Woo's Bowling Record - Team 13: Fraternity of Bowlers

Week No.	Bowling Date	Old Avg	Old HDCP	-			Total	HDCP Total	Pins	Gms	---Average Change---			High Game	High Sers	HDCP Game	HDCP Sers		
				-1-	-2-	-3-					New	Old	---> +/-						
1	09/05/23	bk177	0				0	0	0	0	-	0.00	=	0.00	0	0			
2	09/12/23	bk177	0				0	0	0	0	-	0.00	=	0.00	0	0			
3	09/19/23	bk177	0				0	0	0	0	-	0.00	=	0.00	0	0			
4	09/26/23	bk177	0				0	0	0	0	-	0.00	=	0.00	0	0			
5	10/10/23	bk177	38	166	186	144	496	610	496	3	165.33	-	0.00	=	165.33	186	496	224	610
6	10/17/23	bk177	38	148	180	160	488	602	984	6	164.00	-	165.33	=	-1.33	186	496	224	610
7	10/24/23	bk177	0				0	0	984	6	164.00	-	164.00	=	0.00	186	496	224	610
8	10/31/23	bk177	0				0	0	984	6	164.00	-	164.00	=	0.00	186	496	224	610
9	11/07/23	bk177	38	217	208	254	679	793	1663	9	184.78	-	164.00	=	20.78	254	679	292	793
10	11/14/23	184	32	214	169	172	555	651	2218	12	184.83	-	184.78	=	0.06	254	679	292	793
11	11/21/23	184	32	242	226	209	677	773	2895	15	193.00	-	184.83	=	8.17	254	679	292	793
12	11/28/23	193	24	181	207	182	570	642	3465	18	192.50	-	193.00	=	-0.50	254	679	292	793
13	12/05/23	192	0				0	0	3465	18	192.50	-	192.50	=	0.00	254	679	292	793
14	12/12/23	192	0				0	0	3465	18	192.50	-	192.50	=	0.00	254	679	292	793
15	12/19/23	192	0				0	0	3465	18	192.50	-	192.50	=	0.00	254	679	292	793
16	01/09/24	192	0				0	0	3465	18	192.50	-	192.50	=	0.00	254	679	292	793

End of 1st split

17	01/16/24	192	0				0	0	3465	18	192.50	-	192.50	=	0.00	254	679	292	793
18	01/23/24	192	0				0	0	3465	18	192.50	-	192.50	=	0.00	254	679	292	793
19	01/30/24	192	0				0	0	3465	18	192.50	-	192.50	=	0.00	254	679	292	793
20	02/06/24	192	25	165	190	204	559	634	4024	21	191.62	-	192.50	=	-0.88	254	679	292	793
21	02/13/24	191	0				0	0	4024	21	191.62	-	191.62	=	0.00	254	679	292	793
22	02/20/24	191	0				0	0	4024	21	191.62	-	191.62	=	0.00	254	679	292	793
23	02/27/24	191	0				0	0	4024	21	191.62	-	191.62	=	0.00	254	679	292	793
24	03/05/24	191	0				0	0	4024	21	191.62	-	191.62	=	0.00	254	679	292	793
25	03/12/24	191	26	169	135	179	483	561	4507	24	187.79	-	191.62	=	-3.83	254	679	292	793
26	03/19/24	187	29	162	225	196	583	670	5090	27	188.52	-	187.79	=	0.73	254	679	292	793
27	03/26/24	188	28	211	198	177	586	670	5676	30	189.20	-	188.52	=	0.68	254	679	292	793
28	04/02/24	189	0				0	0	5676	30	189.20	-	189.20	=	0.00	254	679	292	793
29	04/09/24	189	0				0	0	5676	30	189.20	-	189.20	=	0.00	254	679	292	793
30	04/16/24	189	0				0	0	5676	30	189.20	-	189.20	=	0.00	254	679	292	793
31	04/23/24	189	27	183	209	197	589	670	6265	33	189.85	-	189.20	=	0.65	254	679	292	793

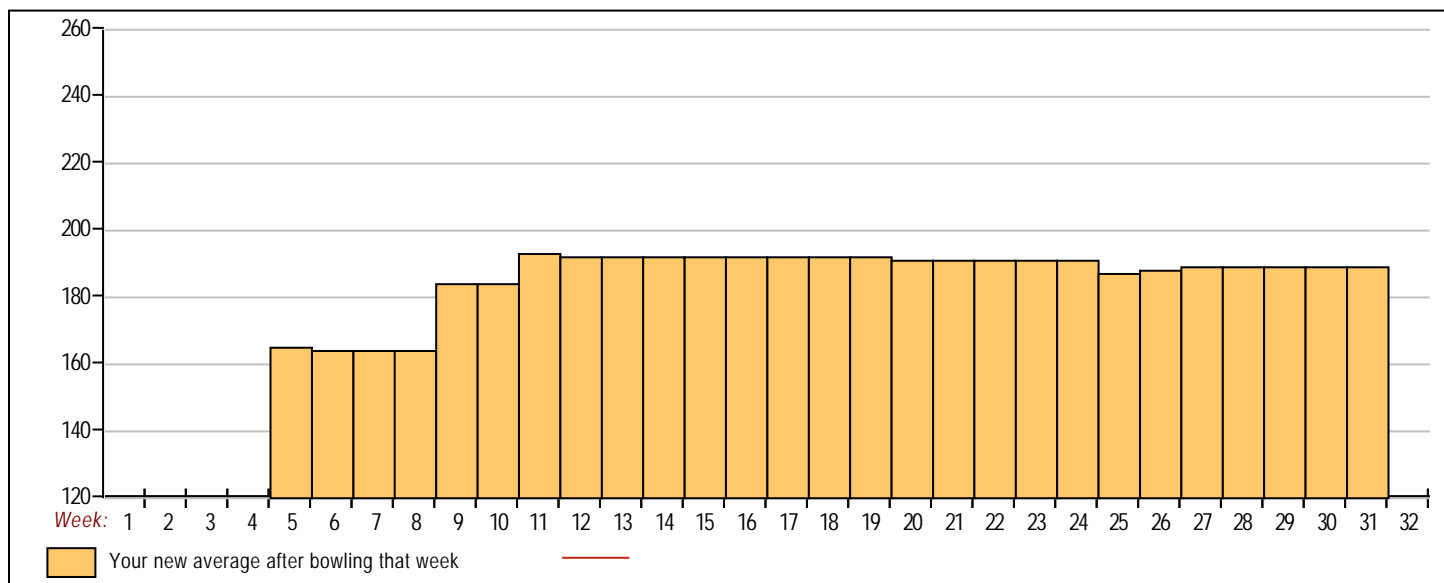


<100	100's	125's	150's	175's	200's	225's	250's	275's	300's
		3	7	11	8	3	1		
<400	400's	450's	500's	550's	600's	650's	700's	750's	800's
		3		6		2			

Avg of Game 1	Avg of Game 2	Avg of Game 3
187.09	193.91	188.55

High game of 254 on week 9 High series of 679 on week 9 High average of 193.00 after bowling week 11
 Low game of 135 on week 25 Low series of 483 on week 25 Low average of 164.00 after bowling week 6

High Scores by Game
 Game #1: 242 on week 11 Game #2: 226 on week 11 Game #3: 254 on week 9



Note: This report includes information through April 23 which is Week 31 of 32

Ryan Keme's Bowling Record - Team 13: Fraternity of Bowlers

Week No.	Bowling Date	Old Avg	Old HDCP	HDCP			Total	HDCP Total	Pins	Gms	---Average Change---			High Game	High Sers	HDCP Game	HDCP Sers		
				-1-	-2-	-3-					New - Old	---> +/-							
1	09/05/23	bk155	0				0	0	0	0	-	0.00	=	0.00	0	0			
2	09/12/23	bk155	58	170	150	111	431	605	431	3	143.67	-	0.00	=	143.67	170	431	228	605
3	09/19/23	bk155	0				0	0	431	3	143.67	-	143.67	=	0.00	170	431	228	605
4	09/26/23	bk155	58	154	138	146	438	612	869	6	144.83	-	143.67	=	1.17	170	438	228	612
5	10/10/23	bk155	0				0	0	869	6	144.83	-	144.83	=	0.00	170	438	228	612
6	10/17/23	bk155	0				0	0	869	6	144.83	-	144.83	=	0.00	170	438	228	612
7	10/24/23	bk155	58	143	149	154	446	620	1315	9	146.11	-	144.83	=	1.28	170	446	228	620
8	10/31/23	146	66	136	158	157	451	649	1766	12	147.17	-	146.11	=	1.06	170	451	228	649
9	11/07/23	147	0				0	0	1766	12	147.17	-	147.17	=	0.00	170	451	228	649
10	11/14/23	147	0				0	0	1766	12	147.17	-	147.17	=	0.00	170	451	228	649
11	11/21/23	147	65	a147	a147	a147	441	636	1766	12	147.17	-	147.17	=	0.00	170	451	228	649
12	11/28/23	147	65	a147	a147	a147	441	636	1766	12	147.17	-	147.17	=	0.00	170	451	228	649
13	12/05/23	147	0				0	0	1766	12	147.17	-	147.17	=	0.00	170	451	228	649
14	12/12/23	147	0				0	0	1766	12	147.17	-	147.17	=	0.00	170	451	228	649
15	12/19/23	147	0				0	0	1766	12	147.17	-	147.17	=	0.00	170	451	228	649
16	01/09/24	147	65	157	131	138	426	621	2192	15	146.13	-	147.17	=	-1.03	170	451	228	649

End of 1st split

17	01/16/24	146	0				0	0	2192	15	146.13	-	146.13	=	0.00	170	451	228	649
18	01/23/24	146	66	114	159	153	426	624	2618	18	145.44	-	146.13	=	-0.69	170	451	228	649
19	01/30/24	145	0				0	0	2618	18	145.44	-	145.44	=	0.00	170	451	228	649
20	02/06/24	145	67	133	170	167	470	671	3088	21	147.05	-	145.44	=	1.60	170	470	237	671
21	02/13/24	147	65	167	168	129	464	659	3552	24	148.00	-	147.05	=	0.95	170	470	237	671
22	02/20/24	148	0				0	0	3552	24	148.00	-	148.00	=	0.00	170	470	237	671
23	02/27/24	148	0				0	0	3552	24	148.00	-	148.00	=	0.00	170	470	237	671
24	03/05/24	148	0				0	0	3552	24	148.00	-	148.00	=	0.00	170	470	237	671
25	03/12/24	148	0				0	0	3552	24	148.00	-	148.00	=	0.00	170	470	237	671
26	03/19/24	148	0				0	0	3552	24	148.00	-	148.00	=	0.00	170	470	237	671
27	03/26/24	148	0				0	0	3552	24	148.00	-	148.00	=	0.00	170	470	237	671
28	04/02/24	148	64	148	156	165	469	661	4021	27	148.93	-	148.00	=	0.93	170	470	237	671
29	04/09/24	148	0				0	0	4021	27	148.93	-	148.93	=	0.00	170	470	237	671
30	04/16/24	148	64	a148	a148	a148	444	636	4021	27	148.93	-	148.93	=	0.00	170	470	237	671
31	04/23/24	148	64	159	173	131	463	655	4484	30	149.47	-	148.93	=	0.54	173	470	237	671

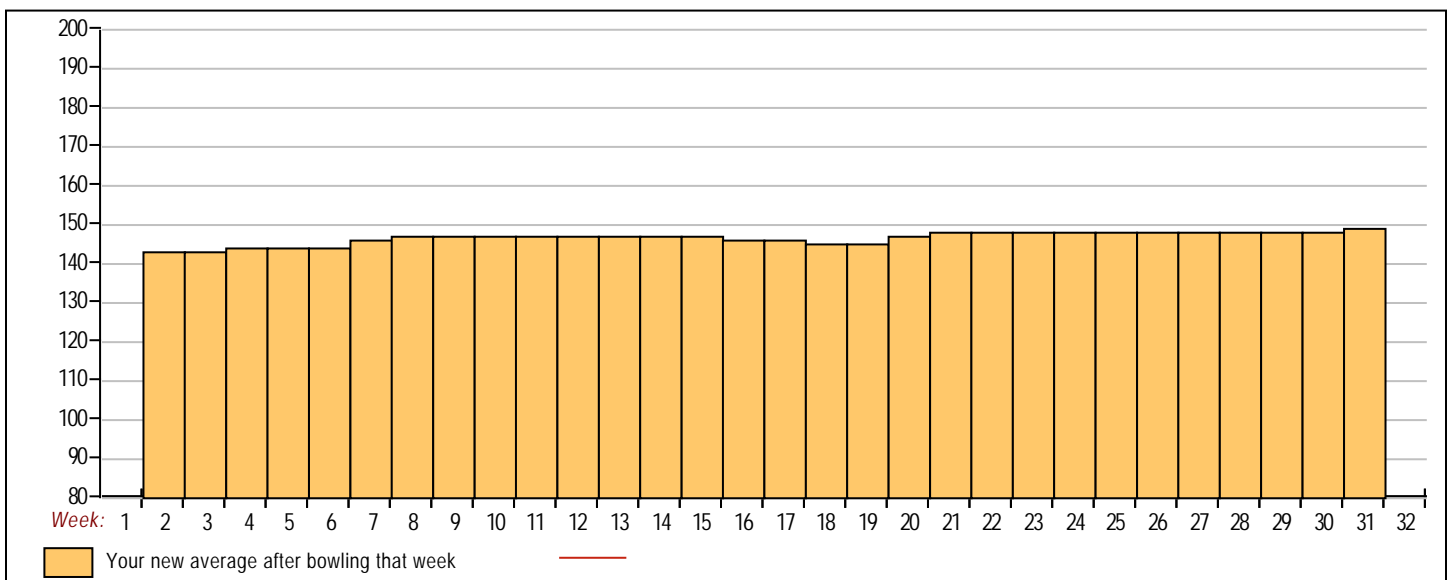


<u><100</u>	<u>100's</u>	<u>125's</u>	<u>150's</u>	<u>175's</u>	<u>200's</u>	<u>225's</u>	<u>250's</u>	<u>275's</u>	<u>300's</u>
	2	11	17						
<u><400</u>	<u>400's</u>	<u>450's</u>	<u>500's</u>	<u>550's</u>	<u>600's</u>	<u>650's</u>	<u>700's</u>	<u>750's</u>	<u>800's</u>
	5	5							

<u>Avg of Game 1</u>	<u>Avg of Game 2</u>	<u>Avg of Game 3</u>
148.10	155.20	145.10

High game of 173 on week 31 High series of 470 on week 20 High average of 149.47 after bowling week 31
 Low game of 111 on week 2 Low series of 426 on week 16 Low average of 143.67 after bowling week 2

High Scores by Game
 Game #1: 170 on week 2 Game #2: 173 on week 31 Game #3: 167 on week 20



Note: This report includes information through April 23 which is Week 31 of 32

Edmond Lea's Bowling Record - Team 13: Fraternity of Bowlers

Week No.	Bowling Date	Old Avg	Old HDCP	HDCP			Total	Total	Pins	Gms	---Average Change---			High Game	High Sers	HDCP Game	HDCP Sers
				-1-	-2-	-3-					New - Old	---> +/-					
1	09/05/23	bk163	51	170	176	193	539	692	539	3	179.67	- 0.00	= 179.67	193	539	244	692
2	09/12/23	bk163	51	166	117	154	437	590	976	6	162.67	- 179.67	= -17.00	193	539	244	692
3	09/19/23	bk163	0				0	0	976	6	162.67	- 162.67	= 0.00	193	539	244	692
4	09/26/23	bk163	51	181	172	163	516	669	1492	9	165.78	- 162.67	= 3.11	193	539	244	692
5	10/10/23	165	49	204	120	125	449	596	1941	12	161.75	- 165.78	= -4.03	204	539	253	692
6	10/17/23	161	53	149	170	168	487	646	2428	15	161.87	- 161.75	= 0.12	204	539	253	692
7	10/24/23	161	53	198	168	155	521	680	2949	18	163.83	- 161.87	= 1.97	204	539	253	692
8	10/31/23	163	51	193	148	192	533	686	3482	21	165.81	- 163.83	= 1.98	204	539	253	692
9	11/07/23	165	49	a165	a165	a165	495	642	3482	21	165.81	- 165.81	= 0.00	204	539	253	692
10	11/14/23	165	49	162	173	201	536	683	4018	24	167.42	- 165.81	= 1.61	204	539	253	692
11	11/21/23	167	47	152	196	170	518	659	4536	27	168.00	- 167.42	= 0.58	204	539	253	692
12	11/28/23	168	46	145	192	164	501	639	5037	30	167.90	- 168.00	= -0.10	204	539	253	692
13	12/05/23	167	47	159	170	231	560	701	5597	33	169.61	- 167.90	= 1.71	231	560	278	701
14	12/12/23	176	39	197	182	193	572	689	6169	36	171.36	- 169.61	= 1.76	231	572	278	701
15	12/19/23	176	39	154	190	192	536	653	6705	39	171.92	- 171.36	= 0.56	231	572	278	701
16	01/09/24	176	39	135	130	150	415	532	7120	42	169.52	- 171.92	= -2.40	231	572	278	701

End of 1st split

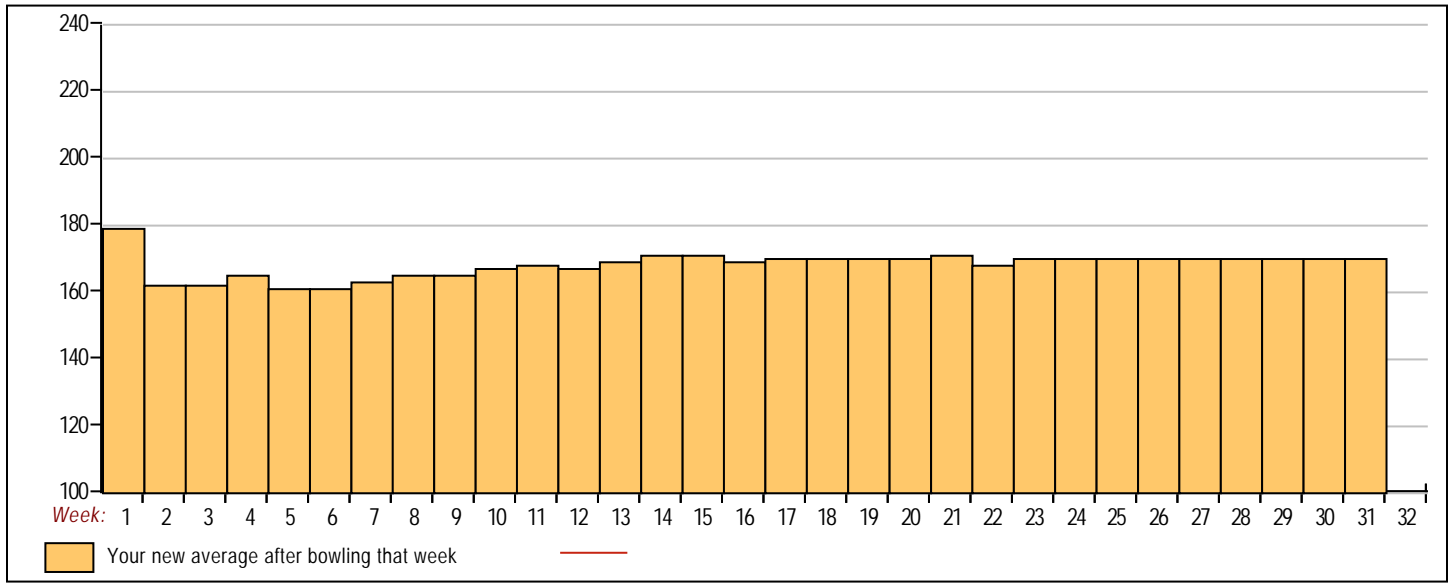
17	01/16/24	176	39	232	181	152	565	682	7685	45	170.78	- 169.52	= 1.25	232	572	278	701
18	01/23/24	176	0				0	0	7685	45	170.78	- 170.78	= 0.00	232	572	278	701
19	01/30/24	176	0				0	0	7685	45	170.78	- 170.78	= 0.00	232	572	278	701
20	02/06/24	176	0				0	0	7685	45	170.78	- 170.78	= 0.00	232	572	278	701
21	02/13/24	176	39	153	171	208	532	649	8217	48	171.19	- 170.78	= 0.41	232	572	278	701
22	02/20/24	176	39	130	128	120	378	495	8595	51	168.53	- 171.19	= -2.66	232	572	278	701
23	02/27/24	176	39	161	203	222	586	703	9181	54	170.02	- 168.53	= 1.49	232	586	278	724
24	03/05/24	176	39	187	212	155	554	671	9735	57	170.79	- 170.02	= 0.77	232	586	278	703
25	03/12/24	176	0				0	0	9735	57	170.79	- 170.79	= 0.00	232	586	278	703
26	03/19/24	176	39	203	168	139	510	627	10245	60	170.75	- 170.79	= -0.04	232	586	278	703
27	03/26/24	176	0				0	0	10245	60	170.75	- 170.75	= 0.00	232	586	278	703
28	04/02/24	176	39	a176	a176	a176	528	645	10245	60	170.75	- 170.75	= 0.00	232	586	278	703
29	04/09/24	176	0				0	0	10245	60	170.75	- 170.75	= 0.00	232	586	278	703
30	04/16/24	176	0				0	0	10245	60	170.75	- 170.75	= 0.00	232	586	278	703
31	04/23/24	176	39	148	213	160	521	638	10766	63	170.89	- 170.75	= 0.14	232	586	278	703

<100	100's	125's	150's	175's	200's	225's	250's	275's	300's
	3	10	25	15	8	2			
<400	400's	450's	500's	550's	600's	650's	700's	750's	800's
1	3	1	11	5					

Avg of Game 1	Avg of Game 2	Avg of Game 3
170.43	170.48	171.76

High game of 232 on week 17 High series of 586 on week 23 High average of 179.67 after bowling week 1
 Low game of 117 on week 2 Low series of 378 on week 22 Low average of 161.75 after bowling week 5

High Scores by Game
 Game #1: 232 on week 17 Game #2: 213 on week 31 Game #3: 231 on week 13



Note: This report includes information through April 23 which is Week 31 of 32

Tuan Le's Bowling Record - Team 13: Fraternity of Bowlers

Week No.	Bowling Date	Old Avg	Old HDCP	-			Total	HDCP Total	Pins	Gms	---Average Change---			High Game	High Sers	HDCP Game	HDCP Sers		
				-1-	-2-	-3-					New	Old	---> +/-						
1	09/05/23	bk183	33	147	203	183	533	632	533	3	177.67	-	0.00	=	177.67	203	533	236	632
2	09/12/23	bk183	33	189	177	179	545	644	1078	6	179.67	-	177.67	=	2.00	203	545	236	644
3	09/19/23	bk183	33	198	199	180	577	676	1655	9	183.89	-	179.67	=	4.22	203	577	236	676
4	09/26/23	183	0				0	0	1655	9	183.89	-	183.89	=	0.00	203	577	236	676
5	10/10/23	183	33	212	189	216	617	716	2272	12	189.33	-	183.89	=	5.44	216	617	249	716
6	10/17/23	189	27	181	158	208	547	628	2819	15	187.93	-	189.33	=	-1.40	216	617	249	716
7	10/24/23	187	29	203	183	225	611	698	3430	18	190.56	-	187.93	=	2.62	225	617	254	716
8	10/31/23	190	0				0	0	3430	18	190.56	-	190.56	=	0.00	225	617	254	716
9	11/07/23	190	27	235	180	177	592	673	4022	21	191.52	-	190.56	=	0.97	235	617	262	716
10	11/14/23	191	0				0	0	4022	21	191.52	-	191.52	=	0.00	235	617	262	716
11	11/21/23	191	26	225	222	185	632	710	4654	24	193.92	-	191.52	=	2.39	235	632	262	716
12	11/28/23	193	24	197	208	168	573	645	5227	27	193.59	-	193.92	=	-0.32	235	632	262	716
13	12/05/23	193	0				0	0	5227	27	193.59	-	193.59	=	0.00	235	632	262	716
14	12/12/23	193	24	222	170	183	575	647	5802	30	193.40	-	193.59	=	-0.19	235	632	262	716
15	12/19/23	193	24	201	195	223	619	691	6421	33	194.58	-	193.40	=	1.18	235	632	262	716
16	01/09/24	194	23	185	209	235	629	698	7050	36	195.83	-	194.58	=	1.26	235	632	262	716

End of 1st split

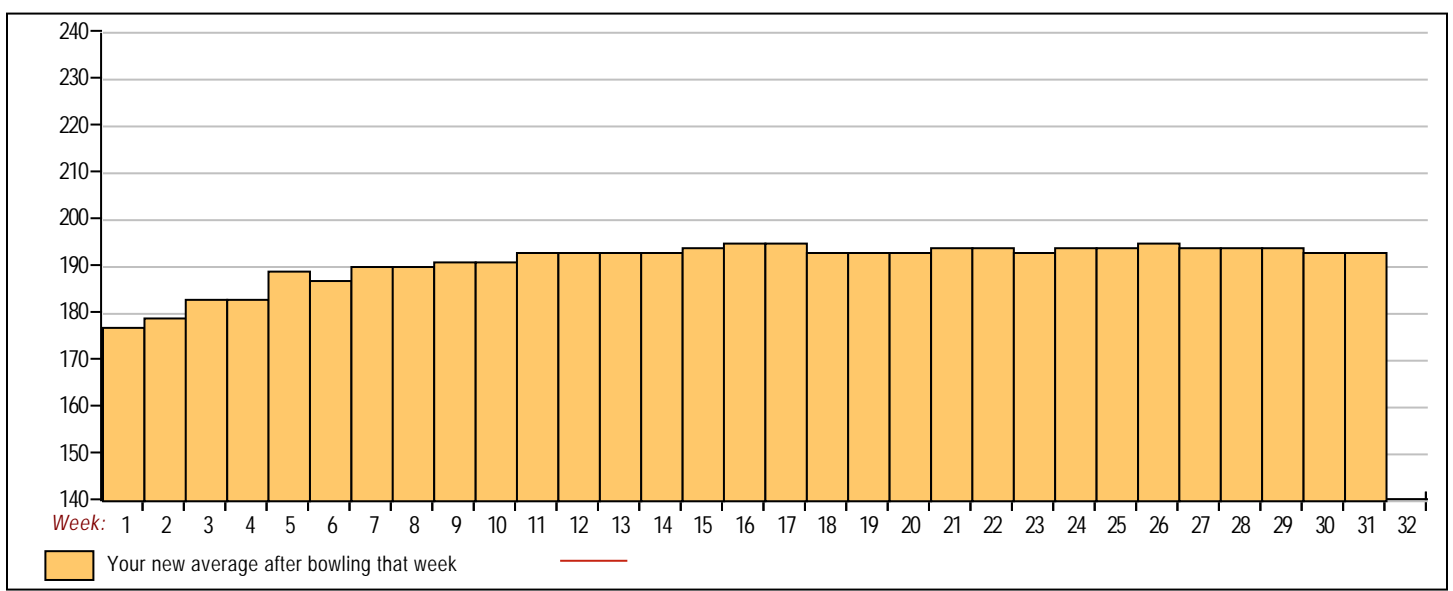
17	01/16/24	195	0				0	0	7050	36	195.83	-	195.83	=	0.00	235	632	262	716
18	01/23/24	195	22	163	177	172	512	578	7562	39	193.90	-	195.83	=	-1.94	235	632	262	716
19	01/30/24	193	0				0	0	7562	39	193.90	-	193.90	=	0.00	235	632	262	716
20	02/06/24	193	0				0	0	7562	39	193.90	-	193.90	=	0.00	235	632	262	716
21	02/13/24	193	24	162	210	220	592	664	8154	42	194.14	-	193.90	=	0.25	235	632	262	716
22	02/20/24	194	0				0	0	8154	42	194.14	-	194.14	=	0.00	235	632	262	716
23	02/27/24	194	23	202	147	220	569	638	8723	45	193.84	-	194.14	=	-0.30	235	632	262	716
24	03/05/24	193	24	235	201	189	625	697	9348	48	194.75	-	193.84	=	0.91	235	632	262	716
25	03/12/24	194	23	189	147	212	548	617	9896	51	194.04	-	194.75	=	-0.71	235	632	262	716
26	03/19/24	194	23	232	183	220	635	704	10531	54	195.02	-	194.04	=	0.98	235	635	262	716
27	03/26/24	195	22	195	203	174	572	638	11103	57	194.79	-	195.02	=	-0.23	235	635	262	716
28	04/02/24	194	23	183	201	179	563	632	11666	60	194.43	-	194.79	=	-0.36	235	635	262	716
29	04/09/24	194	0				0	0	11666	60	194.43	-	194.43	=	0.00	235	635	262	716
30	04/16/24	194	23	172	180	165	517	586	12183	63	193.38	-	194.43	=	-1.05	235	635	262	716
31	04/23/24	193	24				0	0	12183	63	193.38	-	193.38	=	0.00	235	635	262	716

<100	100's	125's	150's	175's	200's	225's	250's	275's	300's
		3	9	25	20	6			
<400	400's	450's	500's	550's	600's	650's	700's	750's	800's
			6	8	7				

Avg of Game 1 **Avg of Game 2** **Avg of Game 3**
 196.57 187.71 195.86

High game of 235 on week 9 High series of 635 on week 26 High average of 195.83 after bowling week 16
 Low game of 147 on week 1 Low series of 512 on week 18 Low average of 177.67 after bowling week 1

High Scores by Game
 Game #1: 235 on week 9 Game #2: 222 on week 11 Game #3: 235 on week 16



Note: This report includes information through April 23 which is Week 31 of 32

April Kim's Bowling Record - Team 13: Fraternity of Bowlers

Week No.	Bowling Date	Old Avg	Old HDCP	-1-	-2-	-3-	Total	HDCP Total	Pins	Gms	---Average Change---			High Game	High Sers	HDCP Game	HDCP Sers		
											New	Old	---> +/-						
1	09/05/23	bk165	0				0	0	0	0	-	0.00	=	0.00	0	0			
2	09/12/23	bk165	0				0	0	0	0	-	0.00	=	0.00	0	0			
3	09/19/23	bk165	49	154	166	158	478	625	478	3	159.33	-	0.00	=	159.33	166	478	215	625
4	09/26/23	bk165	0				0	0	478	3	159.33	-	159.33	=	0.00	166	478	215	625
5	10/10/23	bk165	0				0	0	478	3	159.33	-	159.33	=	0.00	166	478	215	625
6	10/17/23	bk165	0				0	0	478	3	159.33	-	159.33	=	0.00	166	478	215	625
7	10/24/23	bk165	0				0	0	478	3	159.33	-	159.33	=	0.00	166	478	215	625
8	10/31/23	bk165	0				0	0	478	3	159.33	-	159.33	=	0.00	166	478	215	625
9	11/07/23	bk165	0				0	0	478	3	159.33	-	159.33	=	0.00	166	478	215	625
10	11/14/23	bk165	49	167	144	130	441	588	919	6	153.17	-	159.33	=	-6.17	167	478	216	625
11	11/21/23	bk165	0				0	0	919	6	153.17	-	153.17	=	0.00	167	478	216	625
12	11/28/23	bk165	0				0	0	919	6	153.17	-	153.17	=	0.00	167	478	216	625
13	12/05/23	bk165	49	148	181	171	500	647	1419	9	157.67	-	153.17	=	4.50	181	500	230	647
14	12/12/23	157	56	156	170	170	496	664	1915	12	159.58	-	157.67	=	1.92	181	500	230	664
15	12/19/23	159	0				0	0	1915	12	159.58	-	159.58	=	0.00	181	500	230	664
16	01/09/24	159	0				0	0	1915	12	159.58	-	159.58	=	0.00	181	500	230	664

End of 1st split

17	01/16/24	159	54	132	169	135	436	598	2351	15	156.73	-	159.58	=	-2.85	181	500	230	664
18	01/23/24	156	0				0	0	2351	15	156.73	-	156.73	=	0.00	181	500	230	664
19	01/30/24	156	57	151	159	169	479	650	2830	18	157.22	-	156.73	=	0.49	181	500	230	664
20	02/06/24	157	0				0	0	2830	18	157.22	-	157.22	=	0.00	181	500	230	664
21	02/13/24	157	0				0	0	2830	18	157.22	-	157.22	=	0.00	181	500	230	664
22	02/20/24	157	56	181	165	169	515	683	3345	21	159.29	-	157.22	=	2.06	181	515	237	683
23	02/27/24	159	0				0	0	3345	21	159.29	-	159.29	=	0.00	181	515	237	683
24	03/05/24	159	0				0	0	3345	21	159.29	-	159.29	=	0.00	181	515	237	683
25	03/12/24	159	0				0	0	3345	21	159.29	-	159.29	=	0.00	181	515	237	683
26	03/19/24	159	0				0	0	3345	21	159.29	-	159.29	=	0.00	181	515	237	683
27	03/26/24	159	0				0	0	3345	21	159.29	-	159.29	=	0.00	181	515	237	683
28	04/02/24	159	0				0	0	3345	21	159.29	-	159.29	=	0.00	181	515	237	683
29	04/09/24	159	54	158	167	185	510	672	3855	24	160.63	-	159.29	=	1.34	185	515	239	683
30	04/16/24	160	0				0	0	3855	24	160.63	-	160.63	=	0.00	185	515	239	683
31	04/23/24	160	54				0	0	3855	24	160.63	-	160.63	=	0.00	185	515	239	683

<100 100's 125's 150's 175's 200's 225's 250's 275's 300's

5 16 3

<400 400's 450's 500's 550's 600's 650's 700's 750's 800's

2 3 3

Avg of Game 1 Avg of Game 2 Avg of Game 3

155.88 165.13 160.88

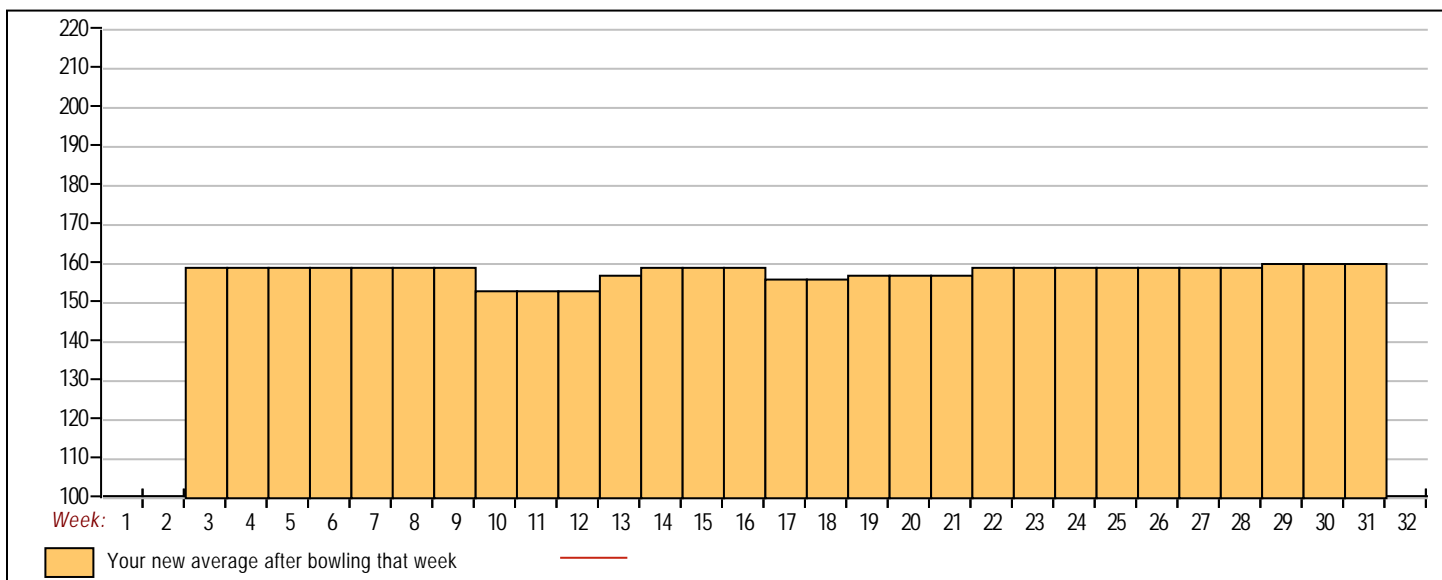
High game of 185 on week 29
Low game of 130 on week 10

High series of 515 on week 22
Low series of 436 on week 17

High average of 160.63 after bowling week 29
Low average of 153.17 after bowling week 10

High Scores by Game

Game #1: 181 on week 22 Game #2: 181 on week 13 Game #3: 185 on week 29



Note: This report includes information through April 23 which is Week 31 of 32

Jonathan Kwok's Bowling Record - Team 13: Fraternity of Bowlers

Week No.	Bowling Date	Old Avg	Old HDCP	-1-	-2-	-3-	Total	HDCP Total	Pins	Gms	---Average Change---			High Game	High Sers	HDCP Game	HDCP Sers		
											New - Old	--->	+/-						
1	09/05/23	bk160	0				0	0	0	0	-	0.00	=	0.00	0	0			
2	09/12/23	bk160	0				0	0	0	0	-	0.00	=	0.00	0	0			
3	09/19/23	bk160	54	163	191	144	498	660	498	3	166.00	-	0.00	=	166.00	191	498	245	660
4	09/26/23	bk160	54	a160	a160	a160	480	642	498	3	166.00	-	166.00	=	0.00	191	498	245	660
5	10/10/23	bk160	0				0	0	498	3	166.00	-	166.00	=	0.00	191	498	245	660
6	10/17/23	bk160	0				0	0	498	3	166.00	-	166.00	=	0.00	191	498	245	660
7	10/24/23	bk160	0				0	0	498	3	166.00	-	166.00	=	0.00	191	498	245	660
8	10/31/23	bk160	0				0	0	498	3	166.00	-	166.00	=	0.00	191	498	245	660
9	11/07/23	bk160	0				0	0	498	3	166.00	-	166.00	=	0.00	191	498	245	660
10	11/14/23	bk160	54	163	152	160	475	637	973	6	162.17	-	166.00	=	-3.83	191	498	245	660
11	11/21/23	bk160	0				0	0	973	6	162.17	-	162.17	=	0.00	191	498	245	660
12	11/28/23	bk160	0				0	0	973	6	162.17	-	162.17	=	0.00	191	498	245	660
13	12/05/23	bk160	54	152	174	179	505	667	1478	9	164.22	-	162.17	=	2.06	191	505	245	667
14	12/12/23	164	50	133	127	151	411	561	1889	12	157.42	-	164.22	=	-6.81	191	505	245	667
15	12/19/23	157	56	a157	a157	a157	471	639	1889	12	157.42	-	157.42	=	0.00	191	505	245	667
16	01/09/24	157	0				0	0	1889	12	157.42	-	157.42	=	0.00	191	505	245	667

End of 1st split

17	01/16/24	157	56	129	160	179	468	636	2357	15	157.13	-	157.42	=	-0.28	191	505	245	667
18	01/23/24	157	0				0	0	2357	15	157.13	-	157.13	=	0.00	191	505	245	667
19	01/30/24	157	56	216	201	193	610	778	2967	18	164.83	-	157.13	=	7.70	216	610	272	778
20	02/06/24	164	0				0	0	2967	18	164.83	-	164.83	=	0.00	216	610	272	778
21	02/13/24	164	0				0	0	2967	18	164.83	-	164.83	=	0.00	216	610	272	778
22	02/20/24	164	50	119	152	188	459	609	3426	21	163.14	-	164.83	=	-1.69	216	610	272	778
23	02/27/24	163	0				0	0	3426	21	163.14	-	163.14	=	0.00	216	610	272	778
24	03/05/24	163	0				0	0	3426	21	163.14	-	163.14	=	0.00	216	610	272	778
25	03/12/24	163	0				0	0	3426	21	163.14	-	163.14	=	0.00	216	610	272	778
26	03/19/24	163	0				0	0	3426	21	163.14	-	163.14	=	0.00	216	610	272	778
27	03/26/24	163	0				0	0	3426	21	163.14	-	163.14	=	0.00	216	610	272	778
28	04/02/24	163	0				0	0	3426	21	163.14	-	163.14	=	0.00	216	610	272	778
29	04/09/24	163	51	155	202	175	532	685	3958	24	164.92	-	163.14	=	1.77	216	610	272	778
30	04/16/24	164	0				0	0	3958	24	164.92	-	164.92	=	0.00	216	610	272	778
31	04/23/24	164	50				0	0	3958	24	164.92	-	164.92	=	0.00	216	610	272	778

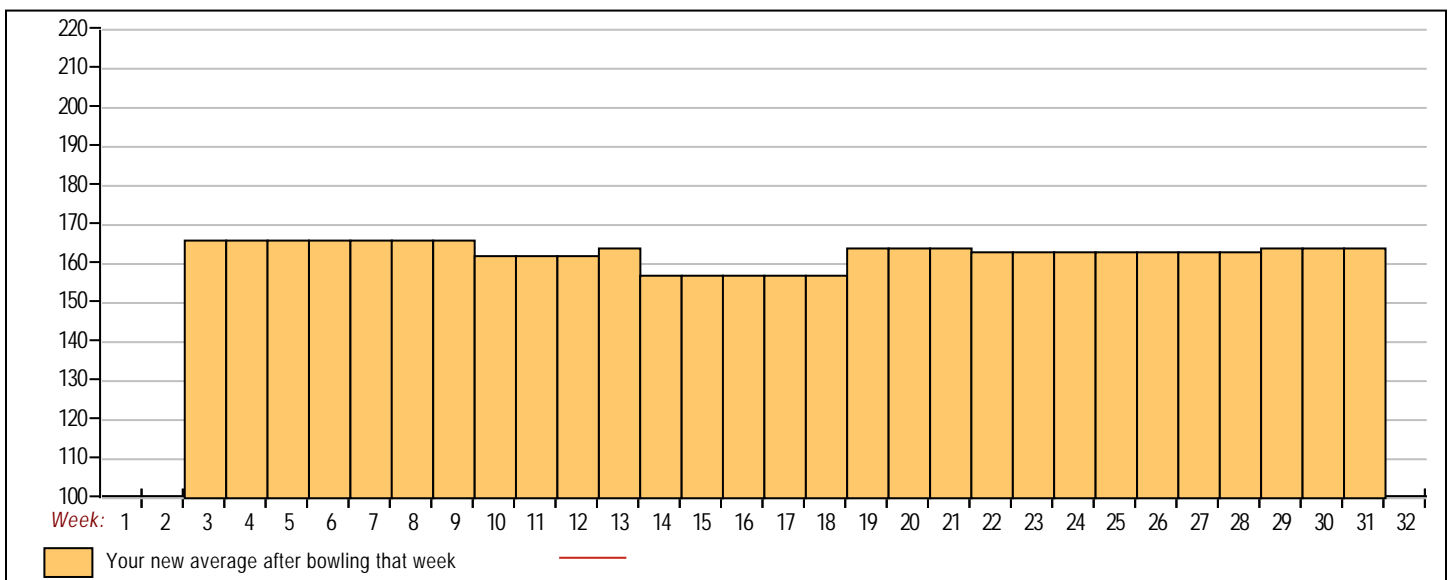


<u><100</u>	<u>100's</u>	<u>125's</u>	<u>150's</u>	<u>175's</u>	<u>200's</u>	<u>225's</u>	<u>250's</u>	<u>275's</u>	<u>300's</u>
	1	4	10	6	3				
<u><400</u>	<u>400's</u>	<u>450's</u>	<u>500's</u>	<u>550's</u>	<u>600's</u>	<u>650's</u>	<u>700's</u>	<u>750's</u>	<u>800's</u>
	1	4	2		1				

<u>Avg of Game 1</u>	<u>Avg of Game 2</u>	<u>Avg of Game 3</u>
153.75	169.88	171.13

High game of 216 on week 19 High series of 610 on week 19 High average of 166.00 after bowling week 3
 Low game of 119 on week 22 Low series of 411 on week 14 Low average of 157.13 after bowling week 17

High Scores by Game
 Game #1: 216 on week 19 Game #2: 202 on week 29 Game #3: 193 on week 19



Note: This report includes information through April 23 which is Week 31 of 32

Russell Wong's Bowling Record - Team 13: Fraternity of Bowlers

Week No.	Bowling Date	Old Avg	Old HDCP	-			Total	HDCP Total	Pins	Gms	---Average Change---			High Game	High Sers	HDCP Game	HDCP Sers
				-1-	-2-	-3-					New - Old	---> +/-					
1	09/05/23	bk146	66	206	120	147	473	671	473	3	157.67	- 0.00	= 157.67	206	473	272	671
2	09/12/23	bk146	0				0	0	473	3	157.67	- 157.67	= 0.00	206	473	272	671
3	09/19/23	bk146	66	155	190	135	480	678	953	6	158.83	- 157.67	= 1.17	206	480	272	678
4	09/26/23	bk146	0				0	0	953	6	158.83	- 158.83	= 0.00	206	480	272	678
5	10/10/23	bk146	0				0	0	953	6	158.83	- 158.83	= 0.00	206	480	272	678
6	10/17/23	bk146	0				0	0	953	6	158.83	- 158.83	= 0.00	206	480	272	678
7	10/24/23	bk146	0				0	0	953	6	158.83	- 158.83	= 0.00	206	480	272	678
8	10/31/23	bk146	66	123	126	165	414	612	1367	9	151.89	- 158.83	= -6.94	206	480	272	678
9	11/07/23	151	0				0	0	1367	9	151.89	- 151.89	= 0.00	206	480	272	678
10	11/14/23	151	0				0	0	1367	9	151.89	- 151.89	= 0.00	206	480	272	678
11	11/21/23	151	0				0	0	1367	9	151.89	- 151.89	= 0.00	206	480	272	678
12	11/28/23	151	0				0	0	1367	9	151.89	- 151.89	= 0.00	206	480	272	678
13	12/05/23	151	62	113	170	138	421	607	1788	12	149.00	- 151.89	= -2.89	206	480	272	678
14	12/12/23	149	0				0	0	1788	12	149.00	- 149.00	= 0.00	206	480	272	678
15	12/19/23	149	0				0	0	1788	12	149.00	- 149.00	= 0.00	206	480	272	678
16	01/09/24	149	0				0	0	1788	12	149.00	- 149.00	= 0.00	206	480	272	678

End of 1st split

17	01/16/24	149	63	147	142	141	430	619	2218	15	147.87	- 149.00	= -1.13	206	480	272	678
18	01/23/24	147	0				0	0	2218	15	147.87	- 147.87	= 0.00	206	480	272	678
19	01/30/24	147	65	144	146	134	424	619	2642	18	146.78	- 147.87	= -1.09	206	480	272	678
20	02/06/24	146	0				0	0	2642	18	146.78	- 146.78	= 0.00	206	480	272	678
21	02/13/24	146	0				0	0	2642	18	146.78	- 146.78	= 0.00	206	480	272	678
22	02/20/24	146	66	109	167	176	452	650	3094	21	147.33	- 146.78	= 0.56	206	480	272	678
23	02/27/24	147	0				0	0	3094	21	147.33	- 147.33	= 0.00	206	480	272	678
24	03/05/24	147	0				0	0	3094	21	147.33	- 147.33	= 0.00	206	480	272	678
25	03/12/24	147	0				0	0	3094	21	147.33	- 147.33	= 0.00	206	480	272	678
26	03/19/24	147	0				0	0	3094	21	147.33	- 147.33	= 0.00	206	480	272	678
27	03/26/24	147	0				0	0	3094	21	147.33	- 147.33	= 0.00	206	480	272	678
28	04/02/24	147	0				0	0	3094	21	147.33	- 147.33	= 0.00	206	480	272	678
29	04/09/24	147	0				0	0	3094	21	147.33	- 147.33	= 0.00	206	480	272	678
30	04/16/24	147	0				0	0	3094	21	147.33	- 147.33	= 0.00	206	480	272	678
31	04/23/24	147	65				0	0	3094	21	147.33	- 147.33	= 0.00	206	480	272	678



<100	100's	125's	150's	175's	200's	225's	250's	275's	300's
	4	10	4	2	1				
<400	400's	450's	500's	550's	600's	650's	700's	750's	800's
	4	3							

Avg of Game 1	Avg of Game 2	Avg of Game 3
142.43	151.57	148.00

High game of 206 on week 1 High series of 480 on week 3 High average of 158.83 after bowling week 3
 Low game of 109 on week 22 Low series of 414 on week 8 Low average of 146.78 after bowling week 19

High Scores by Game
 Game #1: 206 on week 1 Game #2: 190 on week 3 Game #3: 176 on week 22

