

Note: This report includes information through April 16 which is Week 30 of 32

Phu Hy's Bowling Record - Team 12: Team 12

Week No.	Bowling Date	Old Avg	Old HDCP	-			Total	HDCP Total	Pins	Gms	---Average Change---			High Game	High Sers	HDCP Game	HDCP Sers		
				-1-	-2-	-3-					New	Old	---> +/-						
1	09/05/23	bk192	25	153	171	257	581	656	581	3	193.67	-	0.00	=	193.67	257	581	282	656
2	09/12/23	bk192	25	201	199	129	529	604	1110	6	185.00	-	193.67	=	-8.67	257	581	282	656
3	09/19/23	bk192	25	166	167	171	504	579	1614	9	179.33	-	185.00	=	-5.67	257	581	282	656
4	09/26/23	182	34	197	205	189	591	693	2205	12	183.75	-	179.33	=	4.42	257	591	282	693
5	10/10/23	183	33	158	152	173	483	582	2688	15	179.20	-	183.75	=	-4.55	257	591	282	693
6	10/17/23	182	34	160	186	177	523	625	3211	18	178.39	-	179.20	=	-0.81	257	591	282	693
7	10/24/23	182	34	206	197	178	581	683	3792	21	180.57	-	178.39	=	2.18	257	591	282	693
8	10/31/23	182	34	178	193	226	597	699	4389	24	182.88	-	180.57	=	2.30	257	597	282	699
9	11/07/23	182	34	152	181	181	514	616	4903	27	181.59	-	182.88	=	-1.28	257	597	282	699
10	11/14/23	182	34	165	218	233	616	718	5519	30	183.97	-	181.59	=	2.37	257	616	282	718
11	11/21/23	183	33	240	135	236	611	710	6130	33	185.76	-	183.97	=	1.79	257	616	282	718
12	11/28/23	185	31	174	212	175	561	654	6691	36	185.86	-	185.76	=	0.10	257	616	282	718
13	12/05/23	185	31	180	199	158	537	630	7228	39	185.33	-	185.86	=	-0.53	257	616	282	718
14	12/12/23	185	31	200	235	199	634	727	7862	42	187.19	-	185.33	=	1.86	257	634	282	727
15	12/19/23	187	29	178	192	161	531	618	8393	45	186.51	-	187.19	=	-0.68	257	634	282	727
16	01/09/24	186	30	267	244	170	681	771	9074	48	189.04	-	186.51	=	2.53	267	681	297	771

End of 1st split

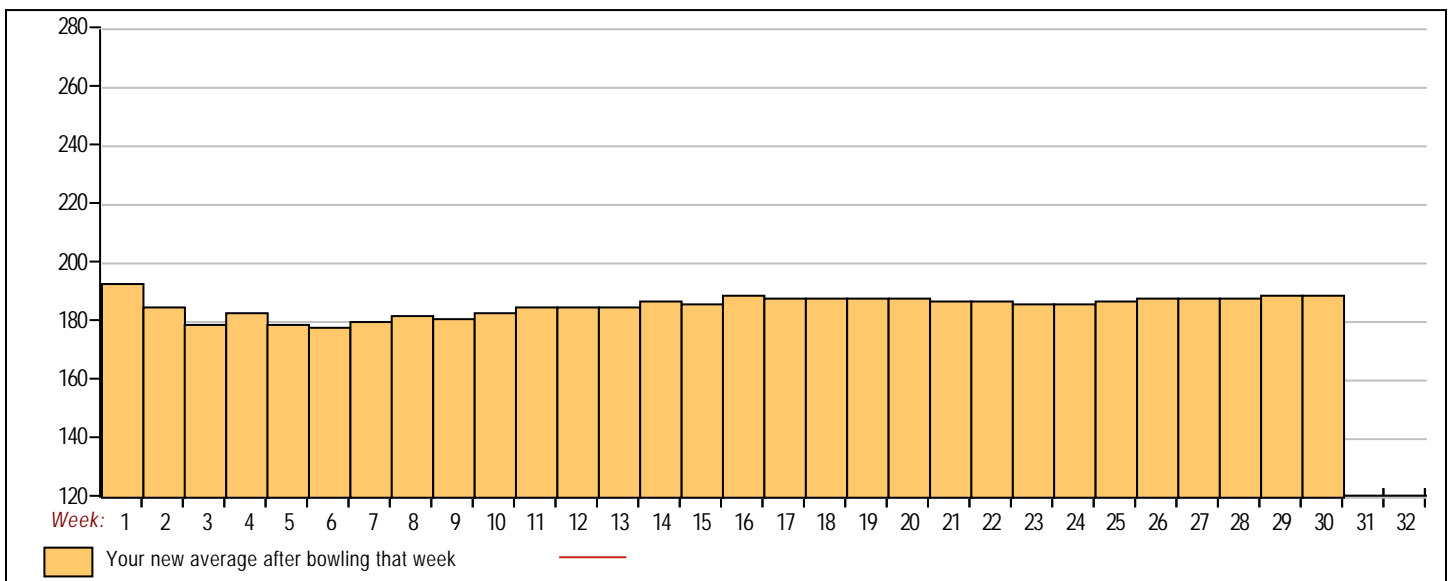
17	01/16/24	189	27	185	231	130	546	627	9620	51	188.63	-	189.04	=	-0.41	267	681	297	771
18	01/23/24	188	28	227	145	175	547	631	10167	54	188.28	-	188.63	=	-0.35	267	681	297	771
19	01/30/24	188	28	170	215	174	559	643	10726	57	188.18	-	188.28	=	-0.10	267	681	297	771
20	02/06/24	188	28	160	197	204	561	645	11287	60	188.12	-	188.18	=	-0.06	267	681	297	771
21	02/13/24	188	28	182	168	171	521	605	11808	63	187.43	-	188.12	=	-0.69	267	681	297	771
22	02/20/24	187	29	204	193	171	568	655	12376	66	187.52	-	187.43	=	0.09	267	681	297	771
23	02/27/24	187	29	166	180	143	489	576	12865	69	186.45	-	187.52	=	-1.07	267	681	297	771
24	03/05/24	186	30	186	203	184	573	663	13438	72	186.64	-	186.45	=	0.19	267	681	297	771
25	03/12/24	186	30	221	181	205	607	697	14045	75	187.27	-	186.64	=	0.63	267	681	297	771
26	03/19/24	187	29	215	223	191	629	716	14674	78	188.13	-	187.27	=	0.86	267	681	297	771
27	03/26/24	188	28	133	195	230	558	642	15232	81	188.05	-	188.13	=	-0.08	267	681	297	771
28	04/02/24	188	28	211	159	237	607	691	15839	84	188.56	-	188.05	=	0.51	267	681	297	771
29	04/09/24	188	28	169	224	214	607	691	16446	87	189.03	-	188.56	=	0.47	267	681	297	771
30	04/16/24	189	27	199	226	191	616	697	17062	90	189.58	-	189.03	=	0.54	267	681	297	771

<100	100's	125's	150's	175's	200's	225's	250's	275's	300's
		6	24	30	17	11	2		
<400	400's	450's	500's	550's	600's	650's	700's	750's	800's
		2	9	10	8	1			

Avg of Game 1	Avg of Game 2	Avg of Game 3
186.77	194.20	187.77

High game of 267 on week 16 High series of 681 on week 16 High average of 193.67 after bowling week 1
 Low game of 129 on week 2 Low series of 483 on week 5 Low average of 178.39 after bowling week 6

High Scores by Game
 Game #1: 267 on week 16 Game #2: 244 on week 16 Game #3: 257 on week 1



Note: This report includes information through April 16 which is Week 30 of 32

Anthony Le's Bowling Record - Team 12: Team 12

Week No.	Bowling Date	Old Avg	Old HDCP	-1- -2- -3-			Total	HDCP Total	Pins	Gms	---Average Change---			High Game	High Sers	HDCP Game	HDCP Sers
											New - Old	---> +/-					
1	09/05/23	bk217	2	277	223	247	747	753	747	3	249.00	- 0.00	= 249.00	277	747	279	753
2	09/12/23	bk217	2	214	173	197	584	590	1331	6	221.83	- 249.00	= -27.17	277	747	279	753
3	09/19/23	bk217	0				0	0	1331	6	221.83	- 221.83	= 0.00	277	747	279	753
4	09/26/23	bk217	2	222	191	223	636	642	1967	9	218.56	- 221.83	= -3.28	277	747	279	753
5	10/10/23	218	0				0	0	1967	9	218.56	- 218.56	= 0.00	277	747	279	753
6	10/17/23	218	0				0	0	1967	9	218.56	- 218.56	= 0.00	277	747	279	753
7	10/24/23	218	0				0	0	1967	9	218.56	- 218.56	= 0.00	277	747	279	753
8	10/31/23	218	0				0	0	1967	9	218.56	- 218.56	= 0.00	277	747	279	753
9	11/07/23	218	0				0	0	1967	9	218.56	- 218.56	= 0.00	277	747	279	753
10	11/14/23	218	0				0	0	1967	9	218.56	- 218.56	= 0.00	277	747	279	753
11	11/21/23	218	0				0	0	1967	9	218.56	- 218.56	= 0.00	277	747	279	753
12	11/28/23	218	1	209	186	255	650	653	2617	12	218.08	- 218.56	= -0.47	277	747	279	753
13	12/05/23	218	1	227	181	237	645	648	3262	15	217.47	- 218.08	= -0.62	277	747	279	753
14	12/12/23	217	2	246	217	165	628	634	3890	18	216.11	- 217.47	= -1.36	277	747	279	753
15	12/19/23	216	0				0	0	3890	18	216.11	- 216.11	= 0.00	277	747	279	753
16	01/09/24	216	0				0	0	3890	18	216.11	- 216.11	= 0.00	277	747	279	753

End of 1st split

17	01/16/24	216	0				0	0	3890	18	216.11	- 216.11	= 0.00	277	747	279	753
18	01/23/24	216	3	144	221	143	508	517	4398	21	209.43	- 216.11	= -6.68	277	747	279	753
19	01/30/24	209	9	201	268	223	692	719	5090	24	212.08	- 209.43	= 2.65	277	747	279	753
20	02/06/24	212	0				0	0	5090	24	212.08	- 212.08	= 0.00	277	747	279	753
21	02/13/24	212	7	236	192	162	590	611	5680	27	210.37	- 212.08	= -1.71	277	747	279	753
22	02/20/24	210	9	214	211	217	642	669	6322	30	210.73	- 210.37	= 0.36	277	747	279	753
23	02/27/24	210	0				0	0	6322	30	210.73	- 210.73	= 0.00	277	747	279	753
24	03/05/24	210	9	193	210	183	586	613	6908	33	209.33	- 210.73	= -1.40	277	747	279	753
25	03/12/24	209	9	192	300	191	683	710	7591	36	210.86	- 209.33	= 1.53	300	747	309	753
300 --- 300 Game -- USBC Awards																	
26	03/19/24	210	9	166	182	243	591	618	8182	39	209.79	- 210.86	= -1.07	300	747	309	753
27	03/26/24	209	9	269	225	157	651	678	8833	42	210.31	- 209.79	= 0.51	300	747	309	753
28	04/02/24	210	0				0	0	8833	42	210.31	- 210.31	= 0.00	300	747	309	753
29	04/09/24	210	9	169	300	227	696	723	9529	45	211.76	- 210.31	= 1.45	300	747	309	753
30	04/16/24	211	8	229	191	184	604	628	10133	48	211.10	- 211.76	= -0.65	300	747	309	753

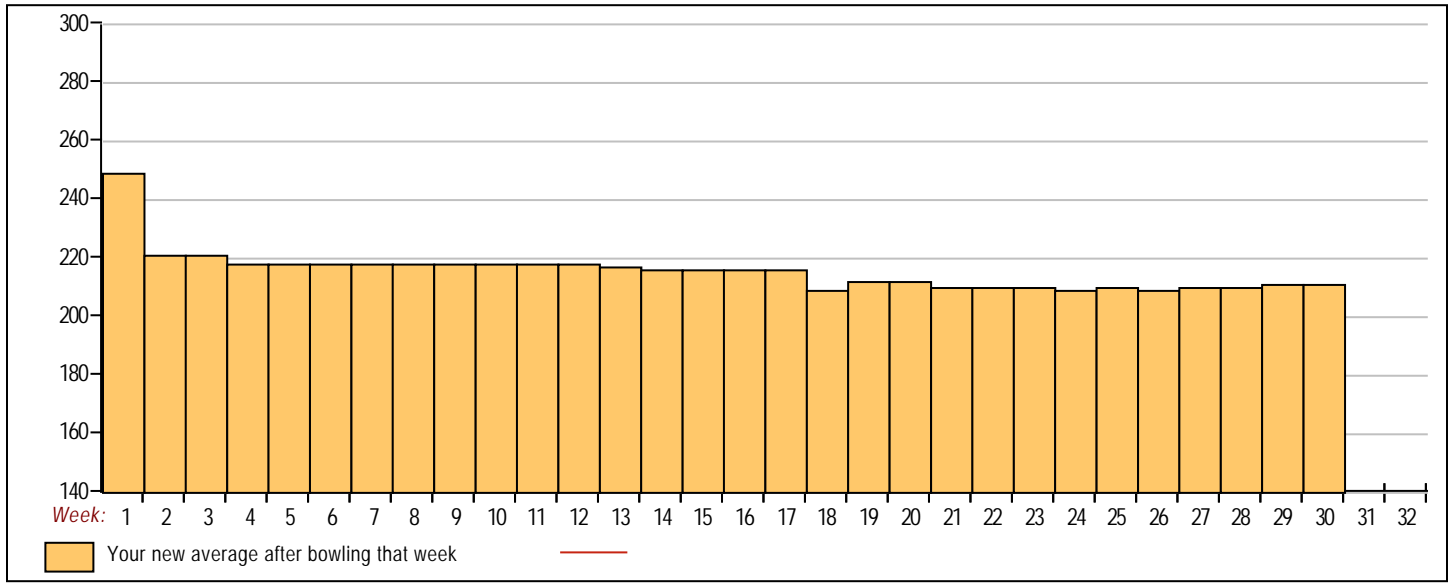


<u><100</u>	<u>100's</u>	<u>125's</u>	<u>150's</u>	<u>175's</u>	<u>200's</u>	<u>225's</u>	<u>250's</u>	<u>275's</u>	<u>300's</u>
		2	6	12	13	9	3	1	2
<u><400</u>	<u>400's</u>	<u>450's</u>	<u>500's</u>	<u>550's</u>	<u>600's</u>	<u>650's</u>	<u>700's</u>	<u>750's</u>	<u>800's</u>
			1	4	5	5	1		

<u>Avg of Game 1</u>	<u>Avg of Game 2</u>	<u>Avg of Game 3</u>
213.00	216.94	203.38

High game of 300 on week 25 High series of 747 on week 1 High average of 249.00 after bowling week 1
 Low game of 143 on week 18 Low series of 508 on week 18 Low average of 209.33 after bowling week 24

High Scores by Game
 Game #1: 277 on week 1 Game #2: 300 on week 25 Game #3: 255 on week 12



Note: This report includes information through April 16 which is Week 30 of 32

David Hy's Bowling Record - Team 12: Team 12

Week No.	Bowling Date	Old Avg	Old HDCP	-1-	-2-	-3-	Total	HDCP Total	Pins	Gms	---Average Change---			High Game	High Sers	HDCP Game	HDCP Sers		
											New	Old	---> +/-						
1	09/05/23	bk203	15	183	161	242	586	631	586	3	195.33	-	0.00	=	195.33	242	586	257	631
2	09/12/23	bk203	15	200	238	183	621	666	1207	6	201.17	-	195.33	=	5.83	242	621	257	666
3	09/19/23	bk203	15	203	208	151	562	607	1769	9	196.56	-	201.17	=	-4.61	242	621	257	666
4	09/26/23	196	21	165	234	202	601	664	2370	12	197.50	-	196.56	=	0.94	242	621	257	666
5	10/10/23	197	20	a197	a197	a197	591	651	2370	12	197.50	-	197.50	=	0.00	242	621	257	666
6	10/17/23	197	20	a197	a197	a197	591	651	2370	12	197.50	-	197.50	=	0.00	242	621	257	666
7	10/24/23	197	20	211	212	217	640	700	3010	15	200.67	-	197.50	=	3.17	242	640	257	700
8	10/31/23	200	18	173	193	214	580	634	3590	18	199.44	-	200.67	=	-1.22	242	640	257	700
9	11/07/23	199	18	245	248	244	737	791	4327	21	206.05	-	199.44	=	6.60	248	737	266	791
10	11/14/23	206	12	212	201	205	618	654	4945	24	206.04	-	206.05	=	-0.01	248	737	266	791
11	11/21/23	206	12	201	172	165	538	574	5483	27	203.07	-	206.04	=	-2.97	248	737	266	791
12	11/28/23	203	15	163	182	218	563	608	6046	30	201.53	-	203.07	=	-1.54	248	737	266	791
13	12/05/23	201	17	209	215	222	646	697	6692	33	202.79	-	201.53	=	1.25	248	737	266	791
14	12/12/23	202	16	228	206	211	645	693	7337	36	203.81	-	202.79	=	1.02	248	737	266	791
15	12/19/23	203	15	192	237	223	652	697	7989	39	204.85	-	203.81	=	1.04	248	737	266	791
16	01/09/24	204	14	149	184	215	548	590	8537	42	203.26	-	204.85	=	-1.58	248	737	266	791

End of 1st split

17	01/16/24	203	15	214	152	192	558	603	9095	45	202.11	-	203.26	=	-1.15	248	737	266	791
18	01/23/24	202	16	145	216	171	532	580	9627	48	200.56	-	202.11	=	-1.55	248	737	266	791
19	01/30/24	200	18	140	171	215	526	580	10153	51	199.08	-	200.56	=	-1.48	248	737	266	791
20	02/06/24	199	18	151	208	201	560	614	10713	54	198.39	-	199.08	=	-0.69	248	737	266	791
21	02/13/24	198	19	200	194	172	566	623	11279	57	197.88	-	198.39	=	-0.51	248	737	266	791
22	02/20/24	197	20	176	191	168	535	595	11814	60	196.90	-	197.88	=	-0.98	248	737	266	791
23	02/27/24	196	21	127	210	207	544	607	12358	63	196.16	-	196.90	=	-0.74	248	737	266	791
24	03/05/24	196	21	184	256	228	668	731	13026	66	197.36	-	196.16	=	1.20	256	737	277	791
25	03/12/24	197	20	190	230	225	645	705	13671	69	198.13	-	197.36	=	0.77	256	737	277	791
26	03/19/24	198	19	225	225	217	667	724	14338	72	199.14	-	198.13	=	1.01	256	737	277	791
27	03/26/24	199	18	212	172	179	563	617	14901	75	198.68	-	199.14	=	-0.46	256	737	277	791
28	04/02/24	198	19	150	182	204	536	593	15437	78	197.91	-	198.68	=	-0.77	256	737	277	791
29	04/09/24	197	20	223	200	160	583	643	16020	81	197.78	-	197.91	=	-0.13	256	737	277	791
30	04/16/24	197	20	202	196	215	613	673	16633	84	198.01	-	197.78	=	0.23	256	737	277	791

<100	100's	125's	150's	175's	200's	225's	250's	275's	300's
		4	16	15	35	13	1		
<400	400's	450's	500's	550's	600's	650's	700's	750's	800's
			7	9	8	3	1		

Avg of Game 1	Avg of Game 2	Avg of Game 3
188.32	203.36	202.36

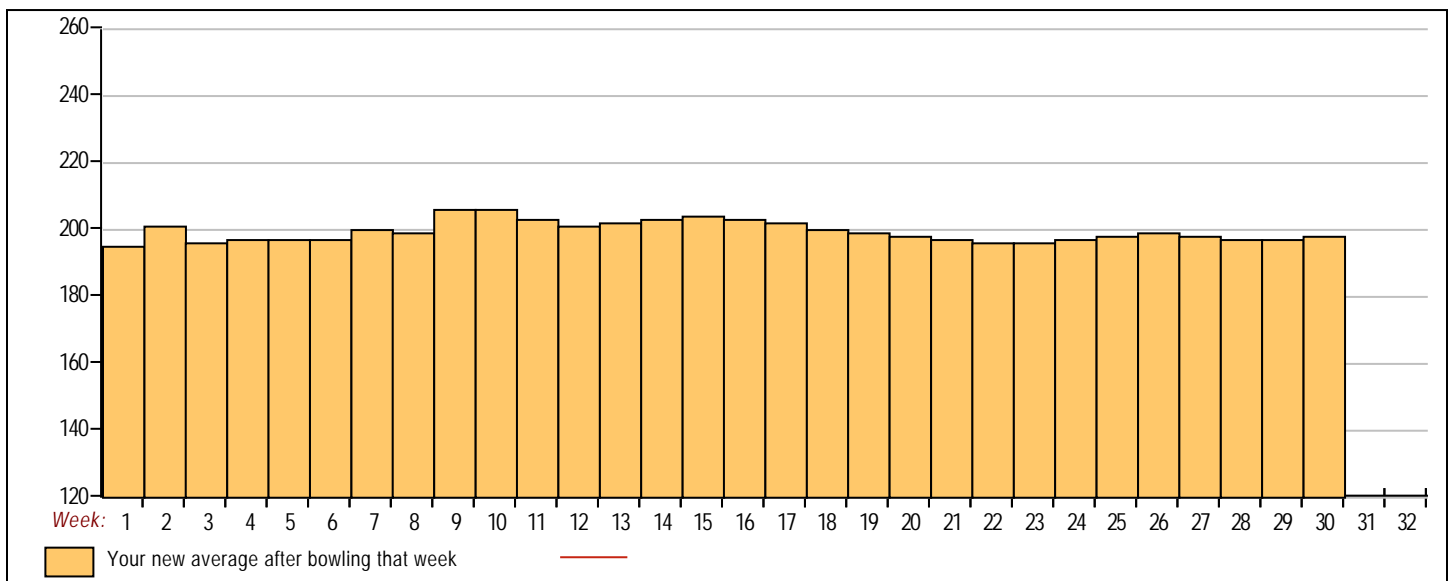
High game of 256 on week 24
Low game of 127 on week 23

High series of 737 on week 9
Low series of 526 on week 19

High average of 206.05 after bowling week 9
Low average of 195.33 after bowling week 1

High Scores by Game

Game #1: 245 on week 9 Game #2: 256 on week 24 Game #3: 244 on week 9



Note: This report includes information through April 16 which is Week 30 of 32

Dung Tran's Bowling Record - Team 12: Team 12

Week No.	Bowling Date	Old Avg	Old HDCP	-1-	-2-	-3-	Total	HDCP Total	Pins	Gms	---Average Change---			High Game	High Sers	HDCP Game	HDCP Sers		
											New	Old	---> +/-						
5	10/10/23	bk200	0				0	0	0	0	-	0.00	=	0.00	0	0			
6	10/17/23	bk200	0				0	0	0	0	-	0.00	=	0.00	0	0			
7	10/24/23	bk200	0				0	0	0	0	-	0.00	=	0.00	0	0			
8	10/31/23	bk200	0				0	0	0	0	-	0.00	=	0.00	0	0			
9	11/07/23	bk200	0				0	0	0	0	-	0.00	=	0.00	0	0			
10	11/14/23	bk200	18	188	193	195	576	630	576	3	192.00	-	0.00	=	192.00	195	576	213	630
11	11/21/23	bk200	18	187	195	215	597	651	1173	6	195.50	-	192.00	=	3.50	215	597	233	651
12	11/28/23	bk200	18	160	172	207	539	593	1712	9	190.22	-	195.50	=	-5.28	215	597	233	651
13	12/05/23	190	27	145	254	168	567	648	2279	12	189.92	-	190.22	=	-0.31	254	597	281	651
14	12/12/23	190	27	203	180	216	599	680	2878	15	191.87	-	189.92	=	1.95	254	599	281	680
15	12/19/23	191	26	179	193	217	589	667	3467	18	192.61	-	191.87	=	0.74	254	599	281	680
16	01/09/24	192	25	178	177	181	536	611	4003	21	190.62	-	192.61	=	-1.99	254	599	281	680

End of 1st split

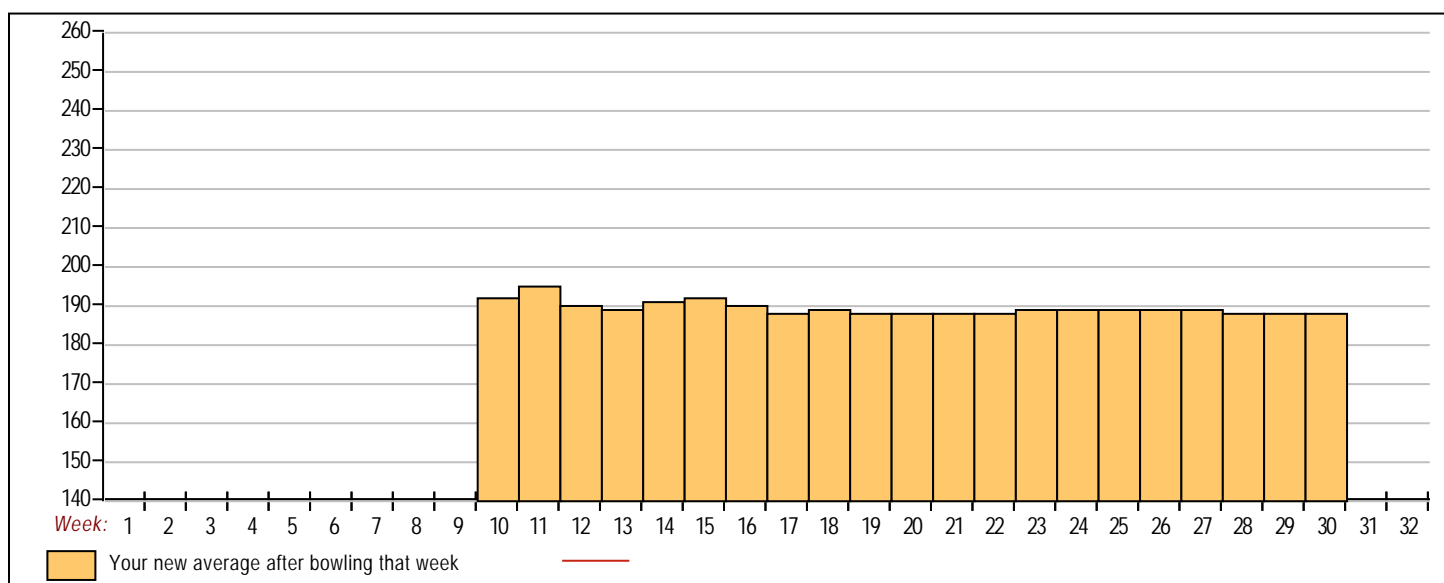
17	01/16/24	190	27	141	182	195	518	599	4521	24	188.38	-	190.62	=	-2.24	254	599	281	680
18	01/23/24	190	27	195	186	201	582	663	5103	27	189.00	-	188.38	=	0.63	254	599	281	680
19	01/30/24	190	27	203	158	190	551	632	5654	30	188.47	-	189.00	=	-0.53	254	599	281	680
20	02/06/24	190	27	a190	a190	a190	570	651	5654	30	188.47	-	188.47	=	0.00	254	599	281	680
21	02/13/24	190	27	a190	a190	a190	570	651	5654	30	188.47	-	188.47	=	0.00	254	599	281	680
22	02/20/24	190	27	202	187	169	558	639	6212	33	188.24	-	188.47	=	-0.22	254	599	281	680
23	02/27/24	190	27	191	220	202	613	694	6825	36	189.58	-	188.24	=	1.34	254	613	281	694
24	03/05/24	190	27	177	206	180	563	644	7388	39	189.44	-	189.58	=	-0.15	254	613	281	694
25	03/12/24	190	27	192	181	186	559	640	7947	42	189.21	-	189.44	=	-0.22	254	613	281	694
26	03/19/24	190	27	a190	a190	a190	570	651	7947	42	189.21	-	189.21	=	0.00	254	613	281	694
27	03/26/24	190	27	a190	a190	a190	570	651	7947	42	189.21	-	189.21	=	0.00	254	613	281	694
28	04/02/24	190	27	211	154	177	542	623	8489	45	188.64	-	189.21	=	-0.57	254	613	281	694
29	04/09/24	190	27	a190	a190	a190	570	651	8489	45	188.64	-	188.64	=	0.00	254	613	281	694
30	04/16/24	190	27				0	0	8489	45	188.64	-	188.64	=	0.00	254	613	281	694

<100	100's	125's	150's	175's	200's	225's	250's	275's	300's
		2	6	24	12		1		
<400	400's	450's	500's	550's	600's	650's	700's	750's	800's
			4	10	1				

Avg of Game 1 **Avg of Game 2** **Avg of Game 3**
183.47 189.20 193.27

High game of 254 on week 13 High series of 613 on week 23 High average of 195.50 after bowling week 11
Low game of 141 on week 17 Low series of 518 on week 17 Low average of 188.24 after bowling week 22

High Scores by Game
Game #1: 211 on week 28 Game #2: 254 on week 13 Game #3: 217 on week 15



Note: This report includes information through April 16 which is Week 30 of 32

Anna Li's Bowling Record - Team 12: Team 12

Week No.	Bowling Date	Old Avg	Old HDCP	-1-	-2-	-3-	Total	HDCP Total	Pins	Gms	---Average Change---			High Game	High Sers	HDCP Game	HDCP Sers		
											New	Old	---> +/-						
1	09/05/23	0	0				0	0	0	0	-	0.00	=	0.00	0	0			
2	09/12/23	81	125	78	82	83	243	618	243	3	81.00	-	0.00	=	81.00	83	243		
3	09/19/23	78	127	67	73	90	230	611	473	6	78.83	-	81.00	=	-2.17	90	243		
4	09/26/23	80	126	93	69	86	248	626	721	9	80.11	-	78.83	=	1.28	93	248		
5	10/10/23	80	126	a80	a80	a80	240	618	721	9	80.11	-	80.11	=	0.00	93	248		
6	10/17/23	80	126	a80	a80	a80	240	618	721	9	80.11	-	80.11	=	0.00	93	248		
7	10/24/23	80	126	a80	a80	a80	240	618	721	9	80.11	-	80.11	=	0.00	93	248		
8	10/31/23	80	126	83	67	81	231	609	952	12	79.33	-	80.11	=	-0.78	93	248	209	609
9	11/07/23	79	126	a79	a79	a79	237	615	952	12	79.33	-	79.33	=	0.00	93	248	209	609
10	11/14/23	79	0				0	0	952	12	79.33	-	79.33	=	0.00	93	248	209	609
11	11/21/23	79	0				0	0	952	12	79.33	-	79.33	=	0.00	93	248	209	609
12	11/28/23	79	0				0	0	952	12	79.33	-	79.33	=	0.00	93	248	209	609
13	12/05/23	79	0				0	0	952	12	79.33	-	79.33	=	0.00	93	248	209	609
14	12/12/23	79	0				0	0	952	12	79.33	-	79.33	=	0.00	93	248	209	609
15	12/19/23	79	0				0	0	952	12	79.33	-	79.33	=	0.00	93	248	209	609
16	01/09/24	79	0				0	0	952	12	79.33	-	79.33	=	0.00	93	248	209	609

End of 1st split

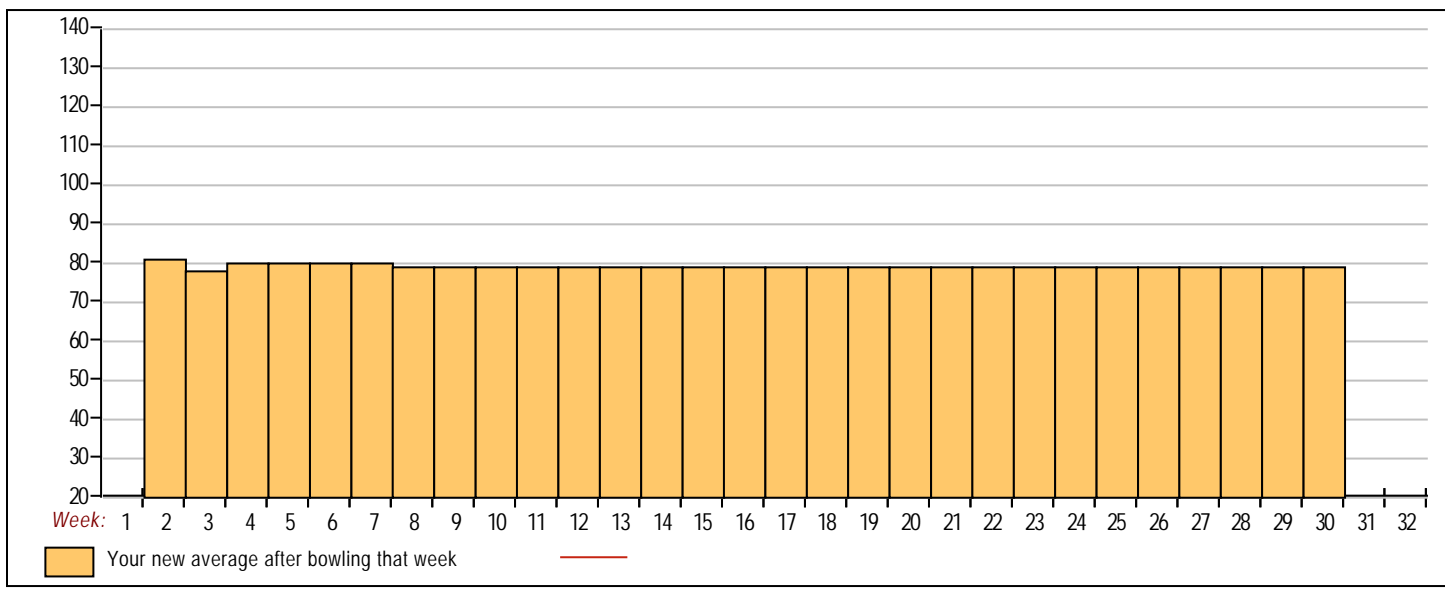
17	01/16/24	79	0				0	0	952	12	79.33	-	79.33	=	0.00	93	248	209	609
18	01/23/24	79	0				0	0	952	12	79.33	-	79.33	=	0.00	93	248	209	609
19	01/30/24	79	0				0	0	952	12	79.33	-	79.33	=	0.00	93	248	209	609
20	02/06/24	79	0				0	0	952	12	79.33	-	79.33	=	0.00	93	248	209	609
21	02/13/24	79	0				0	0	952	12	79.33	-	79.33	=	0.00	93	248	209	609
22	02/20/24	79	0				0	0	952	12	79.33	-	79.33	=	0.00	93	248	209	609
23	02/27/24	79	0				0	0	952	12	79.33	-	79.33	=	0.00	93	248	209	609
24	03/05/24	79	0				0	0	952	12	79.33	-	79.33	=	0.00	93	248	209	609
25	03/12/24	79	0				0	0	952	12	79.33	-	79.33	=	0.00	93	248	209	609
26	03/19/24	79	0				0	0	952	12	79.33	-	79.33	=	0.00	93	248	209	609
27	03/26/24	79	0				0	0	952	12	79.33	-	79.33	=	0.00	93	248	209	609
28	04/02/24	79	0				0	0	952	12	79.33	-	79.33	=	0.00	93	248	209	609
29	04/09/24	79	0				0	0	952	12	79.33	-	79.33	=	0.00	93	248	209	609
30	04/16/24	79	126				0	0	952	12	79.33	-	79.33	=	0.00	93	248	209	609

<u><100</u>	<u>100's</u>	<u>125's</u>	<u>150's</u>	<u>175's</u>	<u>200's</u>	<u>225's</u>	<u>250's</u>	<u>275's</u>	<u>300's</u>
12									
<u><400</u>	<u>400's</u>	<u>450's</u>	<u>500's</u>	<u>550's</u>	<u>600's</u>	<u>650's</u>	<u>700's</u>	<u>750's</u>	<u>800's</u>
4									

<u>Avg of Game 1</u>	<u>Avg of Game 2</u>	<u>Avg of Game 3</u>
80.25	72.75	85.00

High game of 93 on week 4 High series of 248 on week 4 High average of 81.00 after bowling week 2
 Low game of 67 on week 3 Low series of 230 on week 3 Low average of 78.83 after bowling week 3

High Scores by Game
 Game #1: 93 on week 4 Game #2: 82 on week 2 Game #3: 90 on week 3



Note: This report includes information through April 16 which is Week 30 of 32

Anderson Le's Bowling Record - Team 12: Team 12

Week No.	Bowling Date	Old Avg	Old HDCP	-1-	-2-	-3-	Total	HDCP Total	Pins	Gms	---Average Change---			High Game	High Sers	HDCP Game	HDCP Sers		
											New	Old	---> +/-						
1	09/05/23	bk190	27	136	159	206	501	582	501	3	167.00	-	0.00	=	167.00	206	501	233	582
2	09/12/23	bk190	0				0	0	501	3	167.00	-	167.00	=	0.00	206	501	233	582
3	09/19/23	bk190	0				0	0	501	3	167.00	-	167.00	=	0.00	206	501	233	582
4	09/26/23	bk190	0				0	0	501	3	167.00	-	167.00	=	0.00	206	501	233	582
5	10/10/23	bk190	0				0	0	501	3	167.00	-	167.00	=	0.00	206	501	233	582
6	10/17/23	bk190	0				0	0	501	3	167.00	-	167.00	=	0.00	206	501	233	582
7	10/24/23	bk190	0				0	0	501	3	167.00	-	167.00	=	0.00	206	501	233	582
8	10/31/23	bk190	0				0	0	501	3	167.00	-	167.00	=	0.00	206	501	233	582
9	11/07/23	bk190	0				0	0	501	3	167.00	-	167.00	=	0.00	206	501	233	582
10	11/14/23	bk190	0				0	0	501	3	167.00	-	167.00	=	0.00	206	501	233	582
11	11/21/23	bk190	0				0	0	501	3	167.00	-	167.00	=	0.00	206	501	233	582
12	11/28/23	bk190	0				0	0	501	3	167.00	-	167.00	=	0.00	206	501	233	582
13	12/05/23	bk190	0				0	0	501	3	167.00	-	167.00	=	0.00	206	501	233	582
14	12/12/23	bk190	0				0	0	501	3	167.00	-	167.00	=	0.00	206	501	233	582
15	12/19/23	bk190	0				0	0	501	3	167.00	-	167.00	=	0.00	206	501	233	582
16	01/09/24	bk190	0				0	0	501	3	167.00	-	167.00	=	0.00	206	501	233	582

End of 1st split

17	01/16/24	bk190	0				0	0	501	3	167.00	-	167.00	=	0.00	206	501	233	582
18	01/23/24	bk190	0				0	0	501	3	167.00	-	167.00	=	0.00	206	501	233	582
19	01/30/24	bk190	0				0	0	501	3	167.00	-	167.00	=	0.00	206	501	233	582
20	02/06/24	bk190	0				0	0	501	3	167.00	-	167.00	=	0.00	206	501	233	582
21	02/13/24	bk190	0				0	0	501	3	167.00	-	167.00	=	0.00	206	501	233	582
22	02/20/24	bk190	0				0	0	501	3	167.00	-	167.00	=	0.00	206	501	233	582
23	02/27/24	bk190	0				0	0	501	3	167.00	-	167.00	=	0.00	206	501	233	582
24	03/05/24	bk190	0				0	0	501	3	167.00	-	167.00	=	0.00	206	501	233	582
25	03/12/24	bk190	0				0	0	501	3	167.00	-	167.00	=	0.00	206	501	233	582
26	03/19/24	bk190	0				0	0	501	3	167.00	-	167.00	=	0.00	206	501	233	582
27	03/26/24	bk190	0				0	0	501	3	167.00	-	167.00	=	0.00	206	501	233	582
28	04/02/24	bk190	0				0	0	501	3	167.00	-	167.00	=	0.00	206	501	233	582
29	04/09/24	bk190	0				0	0	501	3	167.00	-	167.00	=	0.00	206	501	233	582
30	04/16/24	bk190	27				0	0	501	3	167.00	-	167.00	=	0.00	206	501	233	582

<u><100</u>	<u>100's</u>	<u>125's</u>	<u>150's</u>	<u>175's</u>	<u>200's</u>	<u>225's</u>	<u>250's</u>	<u>275's</u>	<u>300's</u>
		1	1		1				
<u><400</u>	<u>400's</u>	<u>450's</u>	<u>500's</u>	<u>550's</u>	<u>600's</u>	<u>650's</u>	<u>700's</u>	<u>750's</u>	<u>800's</u>
			1						
<u>Avg of Game 1</u>			<u>Avg of Game 2</u>			<u>Avg of Game 3</u>			
136.00			159.00			206.00			

High game of 206 on week 1 High series of 501 on week 1 High average of 167.00 after bowling week 1
 Low game of 136 on week 1 Low series of 501 on week 1 Low average of 167.00 after bowling week 1

High Scores by Game
 Game #1: 136 on week 1 Game #2: 159 on week 1 Game #3: 206 on week 1

