

Note: This report includes information through April 23 which is Week 31 of 32

Jenn Phaxayavong's Bowling Record - Team 1: Just Bowling #1

Week No.	Bowling Date	Old Avg	Old HDCP	-			Total	HDCP Total	Pins	Gms	---Average Change---			High Game	High Sers	HDCP Game	HDCP Sers		
				-1-	-2-	-3-					New	Old	---> +/-						
1	09/05/23	bk170	45	194	139	162	495	630	495	3	165.00	-	0.00	=	165.00	194	495	239	630
2	09/12/23	bk170	45	198	125	168	491	626	986	6	164.33	-	165.00	=	-0.67	198	495	243	630
3	09/19/23	bk170	45	203	154	150	507	642	1493	9	165.89	-	164.33	=	1.56	203	507	248	642
4	09/26/23	165	49	a165	a165	a165	495	642	1493	9	165.89	-	165.89	=	0.00	203	507	248	642
5	10/10/23	165	49	148	191	204	543	690	2036	12	169.67	-	165.89	=	3.78	204	543	253	690
6	10/17/23	169	45	183	170	198	551	686	2587	15	172.47	-	169.67	=	2.80	204	551	253	690
7	10/24/23	172	43	153	150	160	463	592	3050	18	169.44	-	172.47	=	-3.02	204	551	253	690
8	10/31/23	169	45	215	164	160	539	674	3589	21	170.90	-	169.44	=	1.46	215	551	260	690
9	11/07/23	170	45	a170	a170	a170	510	645	3589	21	170.90	-	170.90	=	0.00	215	551	260	690
10	11/14/23	170	45	231	164	213	608	743	4197	24	174.88	-	170.90	=	3.97	231	608	276	743
11	11/21/23	174	41	181	159	190	530	653	4727	27	175.07	-	174.88	=	0.20	231	608	276	743
12	11/28/23	175	40	181	200	227	608	728	5335	30	177.83	-	175.07	=	2.76	231	608	276	743
13	12/05/23	177	38	142	194	211	547	661	5882	33	178.24	-	177.83	=	0.41	231	608	276	743
14	12/12/23	178	37	189	163	227	579	690	6461	36	179.47	-	178.24	=	1.23	231	608	276	743
15	12/19/23	179	36	158	147	169	474	582	6935	39	177.82	-	179.47	=	-1.65	231	608	276	743
16	01/09/24	177	38	137	159	174	470	584	7405	42	176.31	-	177.82	=	-1.51	231	608	276	743

End of 1st split

17	01/16/24	176	39	157	144	180	481	598	7886	45	175.24	-	176.31	=	-1.07	231	608	276	743
18	01/23/24	175	40	114	157	141	412	532	8298	48	172.88	-	175.24	=	-2.37	231	608	276	743
19	01/30/24	172	43	151	207	157	515	644	8813	51	172.80	-	172.88	=	-0.07	231	608	276	743
20	02/06/24	172	43	146	158	131	435	564	9248	54	171.26	-	172.80	=	-1.54	231	608	276	743
21	02/13/24	171	44	213	165	179	557	689	9805	57	172.02	-	171.26	=	0.76	231	608	276	743
22	02/20/24	172	43	217	167	171	555	684	10360	60	172.67	-	172.02	=	0.65	231	608	276	743
23	02/27/24	172	43	167	185	163	515	644	10875	63	172.62	-	172.67	=	-0.05	231	608	276	743
24	03/05/24	172	43	213	162	193	568	697	11443	66	173.38	-	172.62	=	0.76	231	608	276	743
25	03/12/24	173	42	143	164	203	510	636	11953	69	173.23	-	173.38	=	-0.15	231	608	276	743
26	03/19/24	173	42	a173	a173	a173	519	645	11953	69	173.23	-	173.23	=	0.00	231	608	276	743
27	03/26/24	173	42	176	211	172	559	685	12512	72	173.78	-	173.23	=	0.55	231	608	276	743
28	04/02/24	173	42	140	128	158	426	552	12938	75	172.51	-	173.78	=	-1.27	231	608	276	743
29	04/09/24	172	43	199	205	151	555	684	13493	78	172.99	-	172.51	=	0.48	231	608	276	743
30	04/16/24	172	43	116	173	155	444	573	13937	81	172.06	-	172.99	=	-0.93	231	608	276	743
31	04/23/24	172	43	161	192	146	499	628	14436	84	171.86	-	172.06	=	-0.20	231	608	276	743

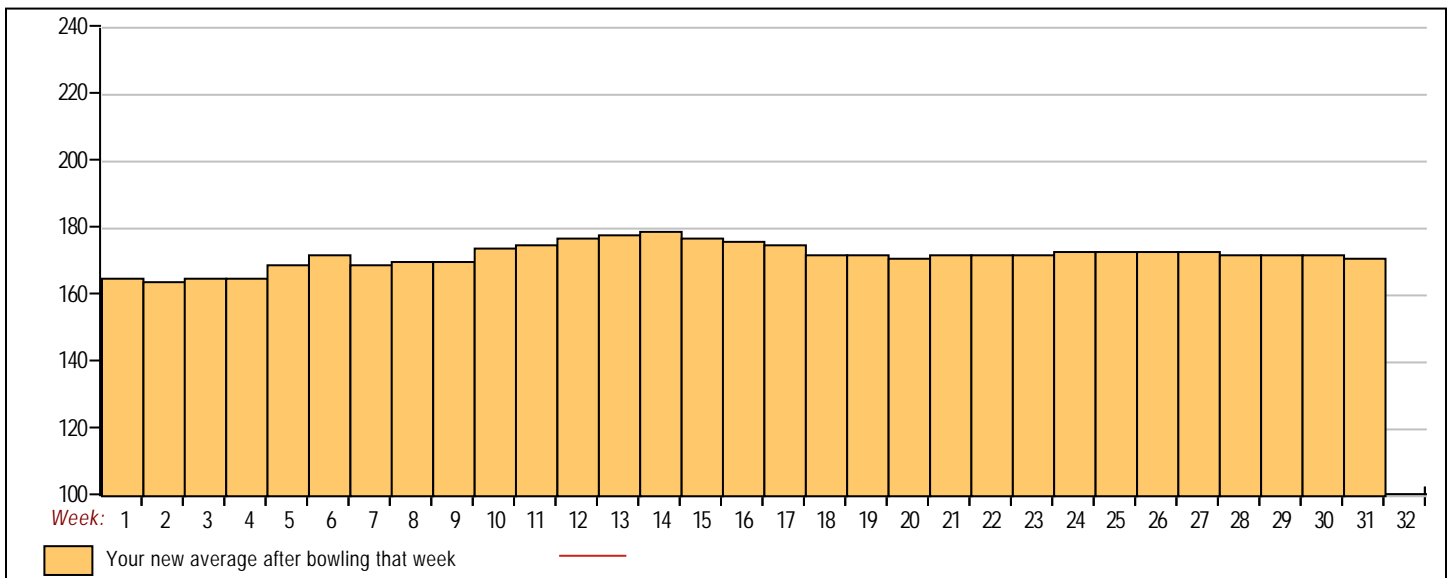


<100	100's	125's	150's	175's	200's	225's	250's	275's	300's
	2	14	35	17	13	3			
<400	400's	450's	500's	550's	600's	650's	700's	750's	800's
	4	7	8	7	2				

Avg of Game 1	Avg of Game 2	Avg of Game 3
172.36	167.75	175.46

High game of 231 on week 10 High series of 608 on week 10 High average of 179.47 after bowling week 14
 Low game of 114 on week 18 Low series of 412 on week 18 Low average of 164.33 after bowling week 2

High Scores by Game
 Game #1: 231 on week 10 Game #2: 211 on week 27 Game #3: 227 on week 12



Note: This report includes information through April 23 which is Week 31 of 32

Amy Wu's Bowling Record - Team 1: Just Bowling #1

Week No.	Bowling Date	Old Avg	Old HDCP	-1-	-2-	-3-	Total	HDCP Total	Pins	Gms	---Average Change---			High Game	High Sers	HDCP Game	HDCP Sers		
											New	Old	---> +/-						
1	09/05/23	bk174	41	168	179	232	579	702	579	3	193.00	-	0.00	=	193.00	232	579	273	702
2	09/12/23	bk174	41	209	168	194	571	694	1150	6	191.67	-	193.00	=	-1.33	232	579	273	702
3	09/19/23	bk174	41	162	235	179	576	699	1726	9	191.78	-	191.67	=	0.11	235	579	276	702
4	09/26/23	191	26	189	173	156	518	596	2244	12	187.00	-	191.78	=	-4.78	235	579	276	702
5	10/10/23	187	0				0	0	2244	12	187.00	-	187.00	=	0.00	235	579	276	702
6	10/17/23	187	29	162	182	174	518	605	2762	15	184.13	-	187.00	=	-2.87	235	579	276	702
7	10/24/23	184	32	158	184	146	488	584	3250	18	180.56	-	184.13	=	-3.58	235	579	276	702
8	10/31/23	180	36	168	178	169	515	623	3765	21	179.29	-	180.56	=	-1.27	235	579	276	702
9	11/07/23	179	36	194	195	156	545	653	4310	24	179.58	-	179.29	=	0.30	235	579	276	702
10	11/14/23	179	36	171	201	166	538	646	4848	27	179.56	-	179.58	=	-0.03	235	579	276	702
11	11/21/23	179	36	182	125	158	465	573	5313	30	177.10	-	179.56	=	-2.46	235	579	276	702
12	11/28/23	177	38	171	193	170	534	648	5847	33	177.18	-	177.10	=	0.08	235	579	276	702
13	12/05/23	177	0				0	0	5847	33	177.18	-	177.18	=	0.00	235	579	276	702
14	12/12/23	177	38	214	152	167	533	647	6380	36	177.22	-	177.18	=	0.04	235	579	276	702
15	12/19/23	177	38	199	211	146	556	670	6936	39	177.85	-	177.22	=	0.62	235	579	276	702
16	01/09/24	177	38	132	137	150	419	533	7355	42	175.12	-	177.85	=	-2.73	235	579	276	702

End of 1st split

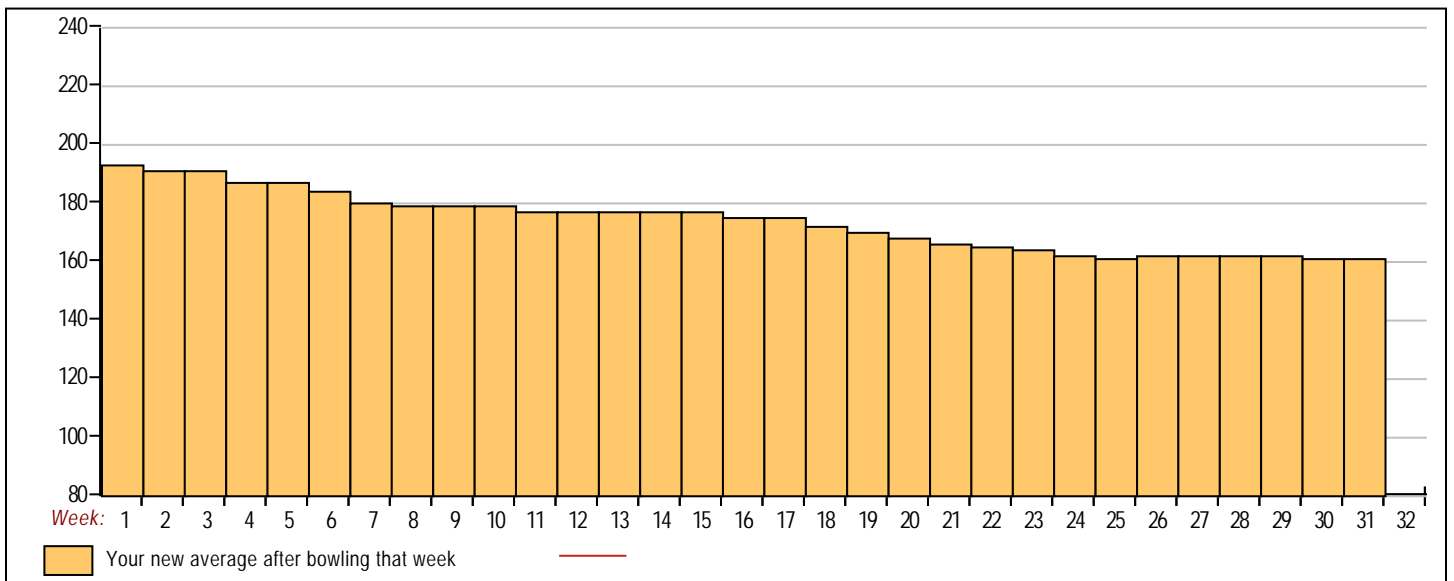
17	01/16/24	175	40	211	148	184	543	663	7898	45	175.51	-	175.12	=	0.39	235	579	276	702
18	01/23/24	175	40	124	139	135	398	518	8296	48	172.83	-	175.51	=	-2.68	235	579	276	702
19	01/30/24	172	43	131	146	104	381	510	8677	51	170.14	-	172.83	=	-2.70	235	579	276	702
20	02/06/24	170	45	155	144	126	425	560	9102	54	168.56	-	170.14	=	-1.58	235	579	276	702
21	02/13/24	168	46	145	129	141	415	553	9517	57	166.96	-	168.56	=	-1.59	235	579	276	702
22	02/20/24	166	48	112	127	166	405	549	9922	60	165.37	-	166.96	=	-1.60	235	579	276	702
23	02/27/24	165	49	156	99	164	419	566	10341	63	164.14	-	165.37	=	-1.22	235	579	276	702
24	03/05/24	164	50	115	149	136	400	550	10741	66	162.74	-	164.14	=	-1.40	235	579	276	702
25	03/12/24	164	50	129	173	118	420	570	11161	69	161.75	-	162.74	=	-0.99	235	579	276	702
26	03/19/24	164	50	180	158	191	529	679	11690	72	162.36	-	161.75	=	0.61	235	579	276	702
27	03/26/24	164	50	150	151	178	479	629	12169	75	162.25	-	162.36	=	-0.11	235	579	276	702
28	04/02/24	164	50	154	189	160	503	653	12672	78	162.46	-	162.25	=	0.21	235	579	276	702
29	04/09/24	164	0				0	0	12672	78	162.46	-	162.46	=	0.00	235	579	276	702
30	04/16/24	164	50	156	134	120	410	560	13082	81	161.51	-	162.46	=	-0.96	235	579	276	702
31	04/23/24	164	50	185	163	145	493	643	13575	84	161.61	-	161.51	=	0.10	235	579	276	702

<u><100</u>	<u>100's</u>	<u>125's</u>	<u>150's</u>	<u>175's</u>	<u>200's</u>	<u>225's</u>	<u>250's</u>	<u>275's</u>	<u>300's</u>
1	6	21	31	18	5	2			
<u><400</u>	<u>400's</u>	<u>450's</u>	<u>500's</u>	<u>550's</u>	<u>600's</u>	<u>650's</u>	<u>700's</u>	<u>750's</u>	<u>800's</u>
2	8	4	10	4					

<u>Avg of Game 1</u>	<u>Avg of Game 2</u>	<u>Avg of Game 3</u>
163.64	162.93	158.25

High game of 235 on week 3 High series of 579 on week 1 High average of 193.00 after bowling week 1
 Low game of 99 on week 23 Low series of 381 on week 19 Low average of 161.51 after bowling week 30

High Scores by Game
 Game #1: 214 on week 14 Game #2: 235 on week 3 Game #3: 232 on week 1



Note: This report includes information through April 23 which is Week 31 of 32

Justin Luu's Bowling Record - Team 1: Just Bowling #1

Week No.	Bowling Date	Old Avg	Old HDCP	-			Total	HDCP Total	Pins	Gms	---Average Change---			High Game	High Sers	HDCP Game	HDCP Sers		
				-1-	-2-	-3-					New	Old	---> +/-						
1	09/05/23	bk223	0	244	188	192	624	624	624	3	208.00	-	0.00	=	208.00	244	624	244	624
2	09/12/23	bk223	0	269	198	226	693	693	1317	6	219.50	-	208.00	=	11.50	269	693	269	693
3	09/19/23	bk223	0	247	214	192	653	653	1970	9	218.89	-	219.50	=	-0.61	269	693	269	693
4	09/26/23	218	1	237	193	217	647	650	2617	12	218.08	-	218.89	=	-0.81	269	693	269	693
5	10/10/23	218	1	a218	a218	a218	654	657	2617	12	218.08	-	218.08	=	0.00	269	693	269	693
6	10/17/23	218	1	185	193	247	625	628	3242	15	216.13	-	218.08	=	-1.95	269	693	269	693
7	10/24/23	216	3	241	253	183	677	686	3919	18	217.72	-	216.13	=	1.59	269	693	269	693
8	10/31/23	217	2	236	265	231	732	738	4651	21	221.48	-	217.72	=	3.75	269	732	269	738
9	11/07/23	221	0	194	237	279	710	710	5361	24	223.38	-	221.48	=	1.90	279	732	279	738
10	11/14/23	223	0	227	206	168	601	601	5962	27	220.81	-	223.38	=	-2.56	279	732	279	738
11	11/21/23	220	0	203	233	223	659	659	6621	30	220.70	-	220.81	=	-0.11	279	732	279	738
12	11/28/23	220	0	226	169	190	585	585	7206	33	218.36	-	220.70	=	-2.34	279	732	279	738
13	12/05/23	218	1	237	179	213	629	632	7835	36	217.64	-	218.36	=	-0.72	279	732	279	738
14	12/12/23	217	2	241	248	216	705	711	8540	39	218.97	-	217.64	=	1.34	279	732	279	738
15	12/19/23	218	1	213	192	228	633	636	9173	42	218.40	-	218.97	=	-0.57	279	732	279	738
16	01/09/24	218	1	227	215	181	623	626	9796	45	217.69	-	218.40	=	-0.72	279	732	279	738

End of 1st split

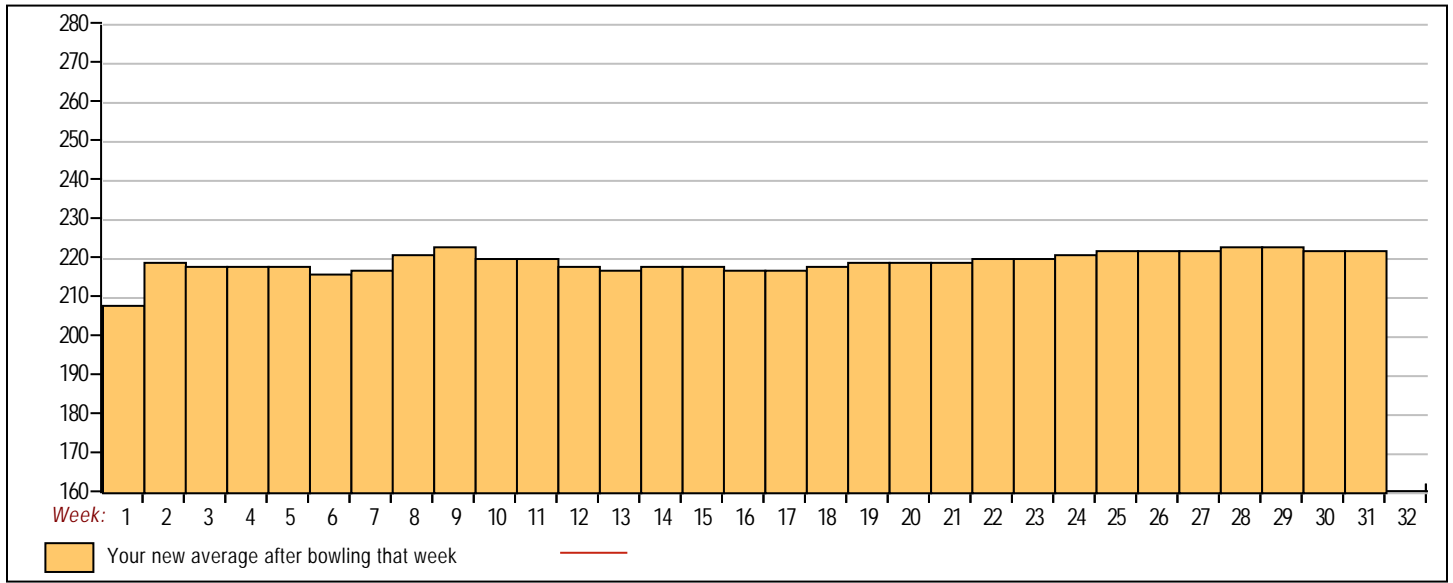
17	01/16/24	217	2	204	207	224	635	641	10431	48	217.31	-	217.69	=	-0.38	279	732	279	738
18	01/23/24	217	2	258	245	207	710	716	11141	51	218.45	-	217.31	=	1.14	279	732	279	738
19	01/30/24	218	1	246	227	214	687	690	11828	54	219.04	-	218.45	=	0.59	279	732	279	738
20	02/06/24	219	0	244	207	258	709	709	12537	57	219.95	-	219.04	=	0.91	279	732	279	738
21	02/13/24	219	0	193	212	233	638	638	13175	60	219.58	-	219.95	=	-0.36	279	732	279	738
22	02/20/24	219	0	253	238	207	698	698	13873	63	220.21	-	219.58	=	0.62	279	732	279	738
23	02/27/24	220	0	274	226	185	685	685	14558	66	220.58	-	220.21	=	0.37	279	732	279	738
24	03/05/24	220	0	279	224	254	757	757	15315	69	221.96	-	220.58	=	1.38	279	757	279	757
25	03/12/24	221	0	234	219	225	678	678	15993	72	222.13	-	221.96	=	0.17	279	757	279	757
26	03/19/24	222	0	219	235	203	657	657	16650	75	222.00	-	222.13	=	-0.13	279	757	279	757
27	03/26/24	222	0	187	269	269	725	725	17375	78	222.76	-	222.00	=	0.76	279	757	279	757
28	04/02/24	222	0	247	177	279	703	703	18078	81	223.19	-	222.76	=	0.43	279	757	279	757
29	04/09/24	223	0				0	0	18078	81	223.19	-	223.19	=	0.00	279	757	279	757
30	04/16/24	223	0	217	191	182	590	590	18668	84	222.24	-	223.19	=	-0.95	279	757	279	757
31	04/23/24	222	0	214	234	205	653	653	19321	87	222.08	-	222.24	=	-0.16	279	757	279	757

<100	100's	125's	150's	175's	200's	225's	250's	275's	300's
			2	19	24	29	10	3	
<400	400's	450's	500's	550's	600's	650's	700's	750's	800's
				2	9	10	7	1	

Avg of Game 1	Avg of Game 2	Avg of Game 3
230.90	217.03	218.31

High game of 279 on week 9 High series of 757 on week 24 High average of 223.38 after bowling week 9
 Low game of 168 on week 10 Low series of 585 on week 12 Low average of 208.00 after bowling week 1

High Scores by Game
 Game #1: 279 on week 24 Game #2: 269 on week 27 Game #3: 279 on week 9



Note: This report includes information through April 23 which is Week 31 of 32

Angie Rivera's Bowling Record - Team 1: Just Bowling #1

Week No.	Bowling Date	Old Avg	Old HDCP	-			Total	HDCP Total	Pins	Gms	---Average Change---			High Game	High Sers	HDCP Game	HDCP Sers
				-1-	-2-	-3-					New	Old	---> +/-				
5	10/10/23	bk163	51	157	181	191	529	682	529	3	176.33	- 0.00	= 176.33	191	529	242	682
6	10/17/23	bk163	0				0	0	529	3	176.33	- 176.33	= 0.00	191	529	242	682
7	10/24/23	bk163	0				0	0	529	3	176.33	- 176.33	= 0.00	191	529	242	682
8	10/31/23	bk163	0				0	0	529	3	176.33	- 176.33	= 0.00	191	529	242	682
9	11/07/23	bk163	0				0	0	529	3	176.33	- 176.33	= 0.00	191	529	242	682
10	11/14/23	bk163	0				0	0	529	3	176.33	- 176.33	= 0.00	191	529	242	682
11	11/21/23	bk163	0				0	0	529	3	176.33	- 176.33	= 0.00	191	529	242	682
12	11/28/23	bk163	0				0	0	529	3	176.33	- 176.33	= 0.00	191	529	242	682
13	12/05/23	bk163	51	147	150	170	467	620	996	6	166.00	- 176.33	= -10.33	191	529	242	682
14	12/12/23	bk163	0				0	0	996	6	166.00	- 166.00	= 0.00	191	529	242	682
15	12/19/23	bk163	0				0	0	996	6	166.00	- 166.00	= 0.00	191	529	242	682
16	01/09/24	bk163	0				0	0	996	6	166.00	- 166.00	= 0.00	191	529	242	682

End of 1st split

17	01/16/24	bk163	0				0	0	996	6	166.00	- 166.00	= 0.00	191	529	242	682
18	01/23/24	bk163	0				0	0	996	6	166.00	- 166.00	= 0.00	191	529	242	682
19	01/30/24	bk163	0				0	0	996	6	166.00	- 166.00	= 0.00	191	529	242	682
20	02/06/24	bk163	0				0	0	996	6	166.00	- 166.00	= 0.00	191	529	242	682
21	02/13/24	bk163	0				0	0	996	6	166.00	- 166.00	= 0.00	191	529	242	682
22	02/20/24	bk163	0				0	0	996	6	166.00	- 166.00	= 0.00	191	529	242	682
23	02/27/24	bk163	0				0	0	996	6	166.00	- 166.00	= 0.00	191	529	242	682
24	03/05/24	bk163	0				0	0	996	6	166.00	- 166.00	= 0.00	191	529	242	682
25	03/12/24	bk163	0				0	0	996	6	166.00	- 166.00	= 0.00	191	529	242	682
26	03/19/24	bk163	0				0	0	996	6	166.00	- 166.00	= 0.00	191	529	242	682
27	03/26/24	bk163	0				0	0	996	6	166.00	- 166.00	= 0.00	191	529	242	682
28	04/02/24	bk163	51	152	151	254	557	710	1553	9	172.56	- 166.00	= 6.56	254	557	305	710
29	04/09/24	172	43	169	178	181	528	657	2081	12	173.42	- 172.56	= 0.86	254	557	305	710
30	04/16/24	173	42	187	179	191	557	683	2638	15	175.87	- 173.42	= 2.45	254	557	305	710
31	04/23/24	175	40				0	0	2638	15	175.87	- 175.87	= 0.00	254	557	305	710

<100	100's	125's	150's	175's	200's	225's	250's	275's	300's
		1	6	7			1		
<400	400's	450's	500's	550's	600's	650's	700's	750's	800's
		1	2	2					

Avg of Game 1	Avg of Game 2	Avg of Game 3
162.40	167.80	197.40

High game of 254 on week 28 High series of 557 on week 28 High average of 176.33 after bowling week 5
 Low game of 147 on week 13 Low series of 467 on week 13 Low average of 166.00 after bowling week 13

High Scores by Game
 Game #1: 187 on week 30 Game #2: 181 on week 5 Game #3: 254 on week 28

