

Note: This report includes information through December 9 which is Week 14 of 32

Justin Luu's Bowling Record - Team 1: Just Bowling #1

Week No.	Bowling Date	Old Avg	Old HDCP	-1-	-2-	-3-	Total	HDCP Total	Pins	Gms	---Average Change---				High Game	High Sers	HDCP Game	HDCP Sers	
											New	Old	---	+/-					
1	09/02/25	bk219	0	199	246	215	660	660	660	3	220.00	-	0.00	=	220.00	246	660	246	660
2	09/09/25	bk219	0	194	279	212	685	685	1345	6	224.17	-	220.00	=	4.17	279	685	279	685
3	09/16/25	bk219	0	204	168	190	562	562	1907	9	211.89	-	224.17	=	-12.28	279	685	279	685
4	09/23/25	211	7	179	214	221	614	635	2521	12	210.08	-	211.89	=	-1.81	279	685	279	685
5	09/30/25	210	8	234	221	222	677	701	3198	15	213.20	-	210.08	=	3.12	279	685	279	701
6	10/14/25	213	5	203	213	182	598	613	3796	18	210.89	-	213.20	=	-2.31	279	685	279	701
7	10/21/25	210	8	a210	a210	a210	630	654	3796	18	210.89	-	210.89	=	0.00	279	685	279	701
8	10/28/25	210	8	a210	a210	a210	630	654	3796	18	210.89	-	210.89	=	0.00	279	685	279	701
9	11/04/25	210	8	161	180	239	580	604	4376	21	208.38	-	210.89	=	-2.51	279	685	279	701
10	11/11/25	209	8	189	222	249	660	684	5036	24	209.83	-	208.38	=	1.45	279	685	279	701
11	11/18/25	209	8	231	234	142	607	631	5643	27	209.00	-	209.83	=	-0.83	279	685	279	701
12	11/25/25	209	8	159	240	167	566	590	6209	30	206.97	-	209.00	=	-2.03	279	685	279	701
13	12/02/25	209	8	147	194	222	563	587	6772	33	205.21	-	206.97	=	-1.75	279	685	279	701
14	12/09/25	209	8	214	215	266	695	719	7467	36	207.42	-	205.21	=	2.20	279	695	279	719

<100

100's

125's

150's

175's

200's

225's

250's

275's

300's

2

4

8

13

7

1

1

<400

400's

450's

500's

550's

600's

650's

700's

750's

800's

5

2

5

Avg of Game 1

Avg of Game 2

Avg of Game 3

192.83

218.83

210.58

High game of 279 on week 2

Low game of 142 on week 11

High series of 695 on week 14

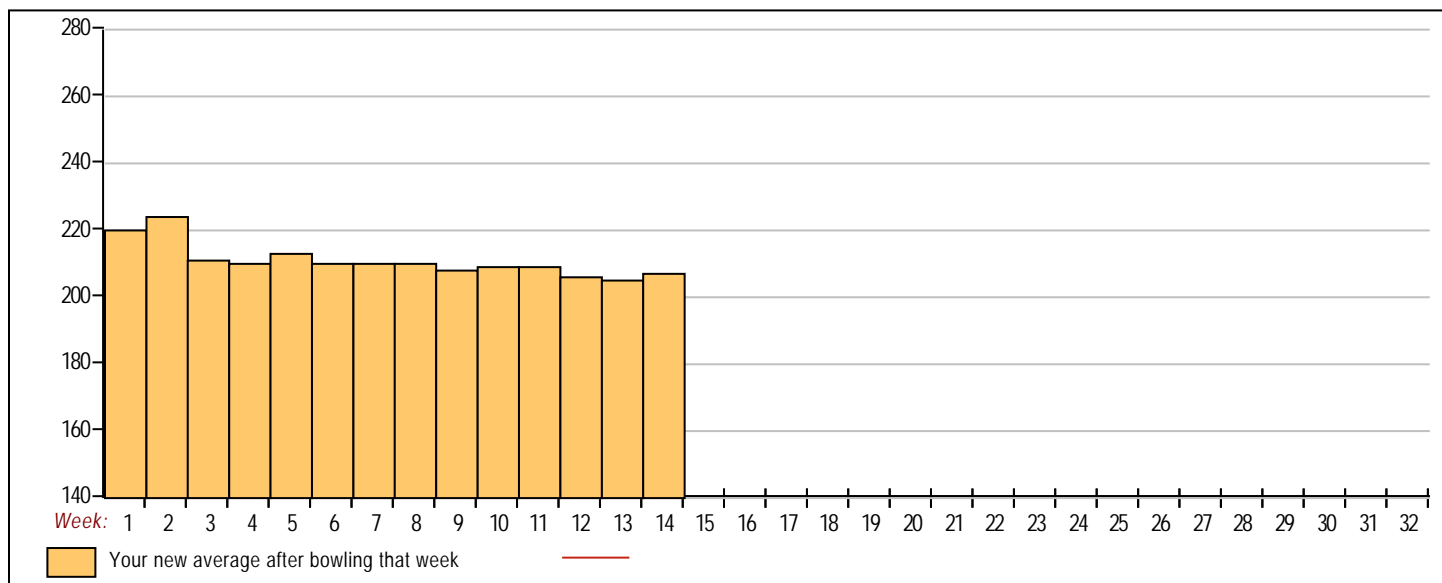
Low series of 562 on week 3

High average of 224.17 after bowling week 2

Low average of 205.21 after bowling week 13

High Scores by Game

Game #1: 234 on week 5 Game #2: 279 on week 2 Game #3: 266 on week 14



Note: This report includes information through December 9 which is Week 14 of 32

Santya Luu's Bowling Record - Team 1: Just Bowling #1

Week No.	Bowling Date	Old Avg	Old HDCP	-1-	-2-	-3-	Total	HDCP Total	Pins	Gms	---Average Change---				High Game	High Sers	HDCP Game	HDCP Sers	
											New	Old	---	+/-					
1	09/02/25	bk175	36	213	162	187	562	670	562	3	187.33	-	0.00	=	187.33	213	562	249	670
2	09/09/25	bk175	36	173	190	166	529	637	1091	6	181.83	-	187.33	=	-5.50	213	562	249	670
3	09/16/25	bk175	36	157	192	159	508	616	1599	9	177.67	-	181.83	=	-4.17	213	562	249	670
4	09/23/25	177	34	169	124	167	460	562	2059	12	171.58	-	177.67	=	-6.08	213	562	249	670
5	09/30/25	171	0				0	0	2059	12	171.58	-	171.58	=	0.00	213	562	249	670
6	10/14/25	171	39	a171	a171	a171	513	630	2059	12	171.58	-	171.58	=	0.00	213	562	249	670
7	10/21/25	171	39	a171	a171	a171	513	630	2059	12	171.58	-	171.58	=	0.00	213	562	249	670
8	10/28/25	171	39	168	153	145	466	583	2525	15	168.33	-	171.58	=	-3.25	213	562	249	670
9	11/04/25	168	41	123	196	146	465	588	2990	18	166.11	-	168.33	=	-2.22	213	562	249	670
10	11/11/25	166	43	169	138	204	511	640	3501	21	166.71	-	166.11	=	0.60	213	562	249	670
11	11/18/25	166	43	140	176	166	482	611	3983	24	165.96	-	166.71	=	-0.76	213	562	249	670
12	11/25/25	165	44	183	145	141	469	601	4452	27	164.89	-	165.96	=	-1.07	213	562	249	670
13	12/02/25	165	44	182	203	213	598	730	5050	30	168.33	-	164.89	=	3.44	213	598	257	730
14	12/09/25	168	41	160	158	191	509	632	5559	33	168.45	-	168.33	=	0.12	213	598	257	730

<100

100's

2

125's

6

150's

13

175's

8

200's

4

225's

250's

275's

300's

<400

400's

450's

5

500's

4

550's

2

600's

650's

700's

750's

800's

Avg of Game 1

167.00

Avg of Game 2

167.00

Avg of Game 3

171.36

High game of 213 on week 1

Low game of 123 on week 9

High series of 598 on week 13

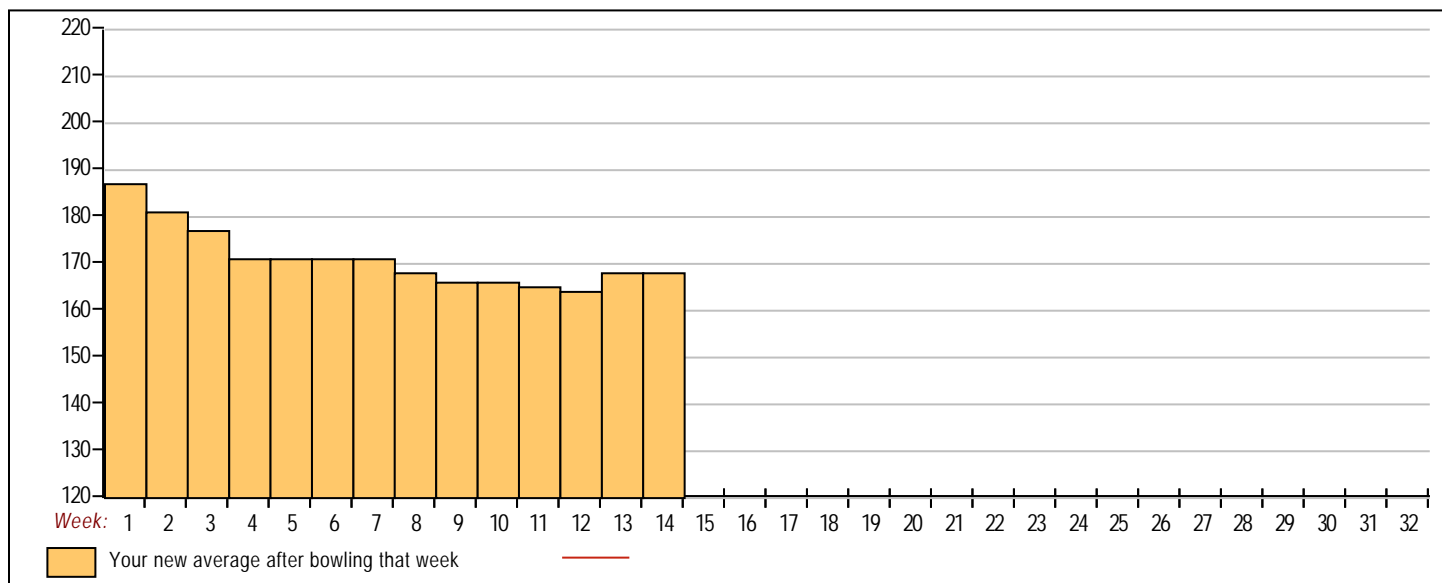
Low series of 460 on week 4

High average of 187.33 after bowling week 1

Low average of 164.89 after bowling week 12

High Scores by Game

Game #1: 213 on week 1 Game #2: 203 on week 13 Game #3: 213 on week 13



Note: This report includes information through December 9 which is Week 14 of 32

Jenn Phaxayavong's Bowling Record - Team 1: Just Bowling #1

Week No.	Bowling Date	Old Avg	Old HDCP	-1-	-2-	-3-	Total	HDCP Total	Pins	Gms	---Average Change---			High Game	High Sers	HDCP Game	HDCP Sers
											New	Old	---> +/-				
1	09/02/25	bk173	0				0	0	0	0	-	0.00	= 0.00	0	0		
2	09/09/25	bk173	0				0	0	0	0	-	0.00	= 0.00	0	0		
3	09/16/25	bk173	37	175	135	213	523	634	523	3	174.33	-	0.00	= 174.33	213	523	250 634
4	09/23/25	bk173	37	145	145	177	467	578	990	6	165.00	-	174.33	= -9.33	213	523	250 634
5	09/30/25	bk173	37	184	224	214	622	733	1612	9	179.11	-	165.00	= 14.11	224	622	261 733
6	10/14/25	179	32	140	174	146	460	556	2072	12	172.67	-	179.11	= -6.44	224	622	261 733
7	10/21/25	172	38	157	163	170	490	604	2562	15	170.80	-	172.67	= -1.87	224	622	261 733
8	10/28/25	170	40	171	180	191	542	662	3104	18	172.44	-	170.80	= 1.64	224	622	261 733
9	11/04/25	172	0				0	0	3104	18	172.44	-	172.44	= 0.00	224	622	261 733
10	11/11/25	172	0				0	0	3104	18	172.44	-	172.44	= 0.00	224	622	261 733
11	11/18/25	172	38	204	155	203	562	676	3666	21	174.57	-	172.44	= 2.13	224	622	261 733
12	11/25/25	174	36	163	165	199	527	635	4193	24	174.71	-	174.57	= 0.14	224	622	261 733
13	12/02/25	174	36	175	179	194	548	656	4741	27	175.59	-	174.71	= 0.88	224	622	261 733
14	12/09/25	175	36	201	231	170	602	710	5343	30	178.10	-	175.59	= 2.51	231	622	267 733

<100

100's

125's

150's

175's

200's

225's

250's

275's

300's

5

9

9

6

1

<400

400's

450's

500's

550's

600's

650's

700's

750's

800's

3

4

1

2

Avg of Game 1

Avg of Game 2

Avg of Game 3

171.50

175.10

187.70

High game of 231 on week 14

Low game of 135 on week 3

High series of 622 on week 5

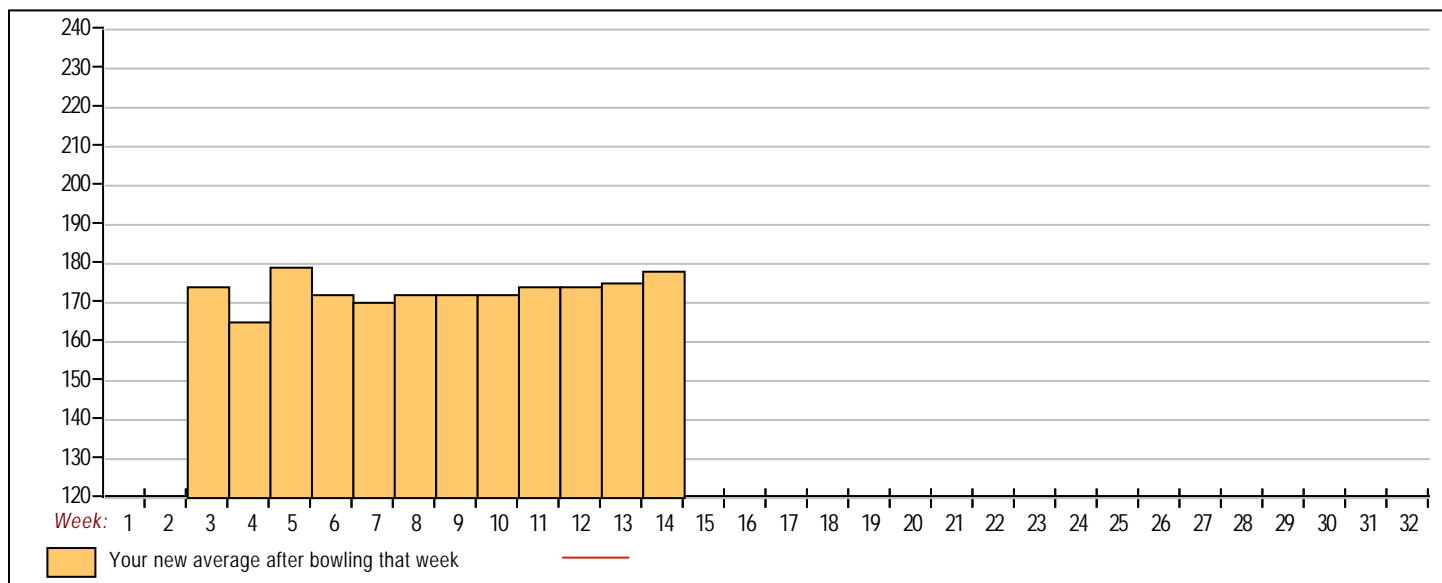
Low series of 460 on week 6

High average of 179.11 after bowling week 5

Low average of 165.00 after bowling week 4

High Scores by Game

Game #1: 204 on week 11 Game #2: 231 on week 14 Game #3: 214 on week 5



Note: This report includes information through December 9 which is Week 14 of 32

Artyson Phaxayavong's Bowling Record - Team 1: Just Bowling #1

Week No.	Bowling Date	Old Avg	Old HDCP	-1-	-2-	-3-	Total	HDCP Total	Pins	Gms	---Average Change---				High Game	High Sers	HDCP Game	HDCP Sers
											New	Old	---> +/-					
7	10/21/25	bk159	0				0	0	0	0	-	0.00	= 0.00	0	0			
8	10/28/25	bk159	0				0	0	0	0	-	0.00	= 0.00	0	0			
9	11/04/25	bk159	48	169	173	106	448	592	448	3	149.33	-	0.00	= 149.33	173	448	221	592
10	11/11/25	bk159	48	167	154	176	497	641	945	6	157.50	-	149.33	= 8.17	176	497	224	641
11	11/18/25	bk159	0				0	0	945	6	157.50	-	157.50	= 0.00	176	497	224	641
12	11/25/25	bk159	0				0	0	945	6	157.50	-	157.50	= 0.00	176	497	224	641
13	12/02/25	bk159	0				0	0	945	6	157.50	-	157.50	= 0.00	176	497	224	641
14	12/09/25	bk159	48				0	0	945	6	157.50	-	157.50	= 0.00	176	497	224	641

<100	100's	125's	150's	175's	200's	225's	250's	275's	300's
	1		4	1					
<400	400's	450's	500's	550's	600's	650's	700's	750's	800's
	1	1							

Avg of Game 1 Avg of Game 2 Avg of Game 3

168.00

163.50

141.00

High game of 176 on week 10

Low game of 106 on week 9

High series of 497 on week 10

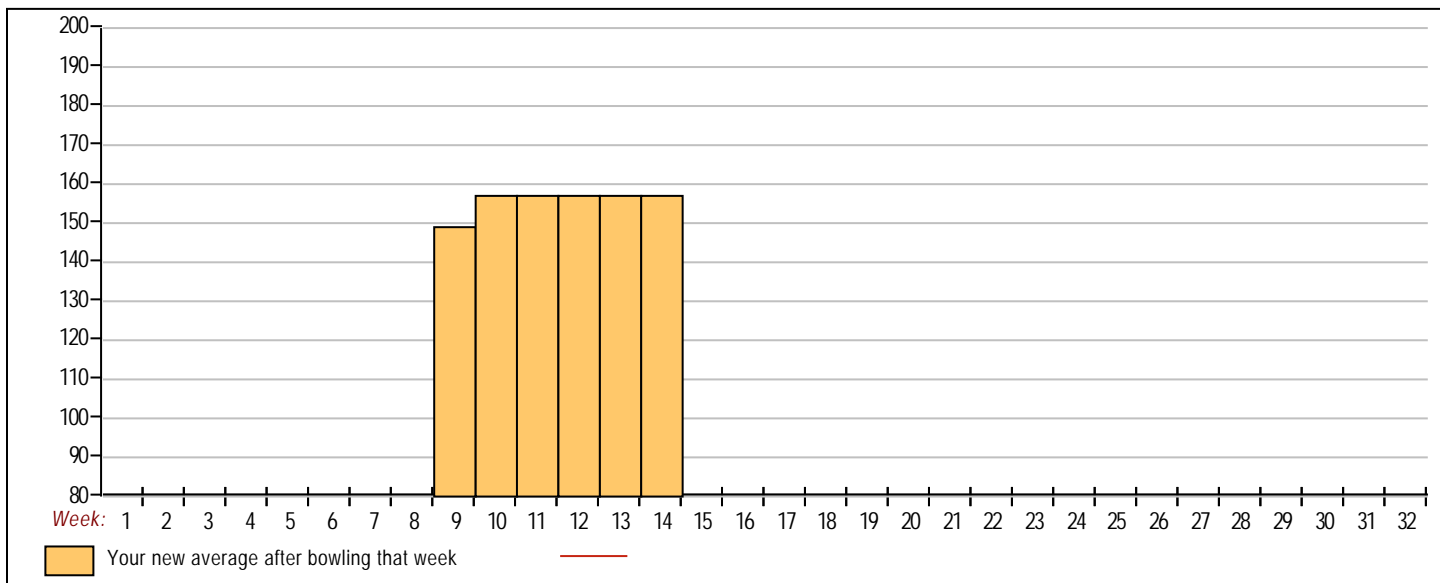
Low series of 448 on week 9

High average of 157.50 after bowling week 10

Low average of 149.33 after bowling week 9

High Scores by Game

Game #1: 169 on week 9 Game #2: 173 on week 9 Game #3: 176 on week 10



Note: This report includes information through December 9 which is Week 14 of 32

Angie Rivera's Bowling Record - Team 1: Just Bowling #1

Week No.	Bowling Date	Old Avg	Old HDCP	-1-	-2-	-3-	Total	HDCP Total	Pins	Gms	---Average Change---			High Game	High Sers	HDCP Game	HDCP Sers
											New	Old	---> +/-				
1	09/02/25	140	64	v140	v140	v140	420	612	0	0	-	0.00	= 0.00	0	0		
2	09/09/25	bk164	44	188	205	131	524	656	524	3	174.67	- 0.00	= 174.67	205	524	249	656
3	09/16/25	bk164	0				0	0	524	3	174.67	- 174.67	= 0.00	205	524	249	656
4	09/23/25	bk164	0				0	0	524	3	174.67	- 174.67	= 0.00	205	524	249	656
5	09/30/25	bk164	44	193	141	201	535	667	1059	6	176.50	- 174.67	= 1.83	205	535	249	667
6	10/14/25	bk164	0				0	0	1059	6	176.50	- 176.50	= 0.00	205	535	249	667
7	10/21/25	bk164	0				0	0	1059	6	176.50	- 176.50	= 0.00	205	535	249	667
8	10/28/25	bk164	0				0	0	1059	6	176.50	- 176.50	= 0.00	205	535	249	667
9	11/04/25	bk164	0				0	0	1059	6	176.50	- 176.50	= 0.00	205	535	249	667
10	11/11/25	bk164	0				0	0	1059	6	176.50	- 176.50	= 0.00	205	535	249	667
11	11/18/25	bk164	0				0	0	1059	6	176.50	- 176.50	= 0.00	205	535	249	667
12	11/25/25	bk164	0				0	0	1059	6	176.50	- 176.50	= 0.00	205	535	249	667
13	12/02/25	bk164	0				0	0	1059	6	176.50	- 176.50	= 0.00	205	535	249	667
14	12/09/25	bk164	44				0	0	1059	6	176.50	- 176.50	= 0.00	205	535	249	667

<100

100's

125's

150's

175's

200's

225's

250's

275's

300's

2

2

2

<400

400's

450's

500's

550's

600's

650's

700's

750's

800's

2

Avg of Game 1

Avg of Game 2

Avg of Game 3

190.50

173.00

166.00

High game of 205 on week 2

Low game of 131 on week 2

High series of 535 on week 5

Low series of 524 on week 2

High average of 176.50 after bowling week 5

Low average of 174.67 after bowling week 2

High Scores by Game

Game #1: 193 on week 5 Game #2: 205 on week 2 Game #3: 201 on week 5

